

[illegible]

CONTRACT DATE: 03/31/2022

BUILDING TYPE: END. MED 40

PLAN VERSION: SEPT. 2021

BRAND DESIGNER:

SITE NUMBER: 315669

ENTITY NUMBER: 458169

PA/PM: CNW/MP

DRAWN BY.: CNW

JOB NO.: 22204

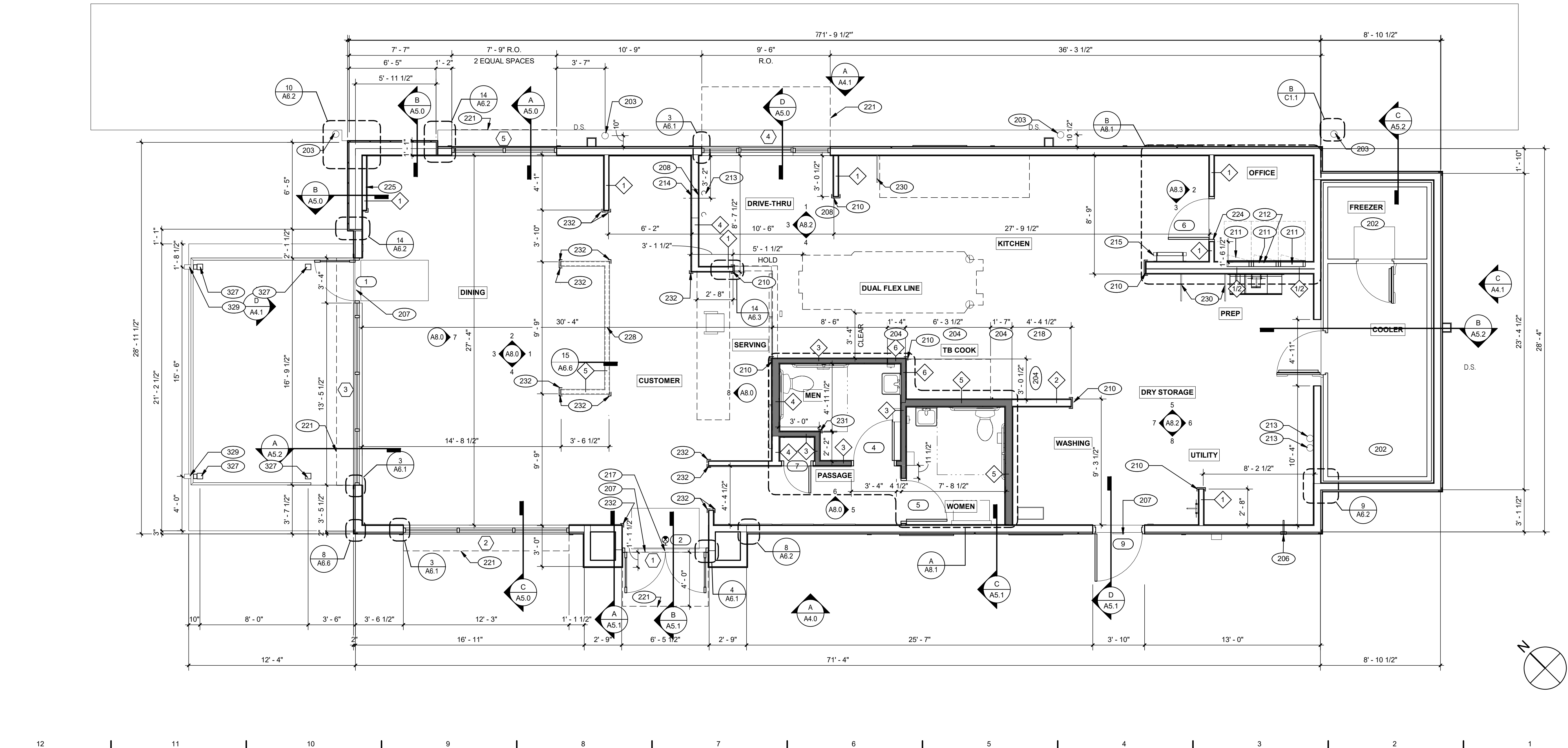
ENDEAVOR 2.0
SPEARS CREEK CHURCH RD
(BY LIBERTY RIDGE DRIVE)
SOUTH CAROLINA 29229



ENDEAVOR 2.0 FLOOR PLAN

A1.0

PLOT DATE: 5/18/2022 2:20:43 PM



FLOOR PLAN 1/4" = 1'-0"		1
<div><div><div><div><div><div></div><div></div></div><div></div></div><div></div><div></div><div></div><div></div><div></div><div></div><div></div><div></div><div></div><div></div><div></div><div></div><div></div><div></div><div></div><div></div><div></div><div></div><div></div><div></div><div></div><div></div><div></div><div></div><div></div><div></div><div></div><div></div><div></div><div></div><div></div><div></div><div></div><div></div><div></div><div></div><div></div><div></div><div></div><div></div><div></div><div></div><div></div><div></div><div></div><div></div><div></div><div></div><div></div><div></div><div></div><div></div><div></div><div></div><div></div><div></div><div></div><div></div><div></div><div></div><div></div><div></div><div></div><div></div><div></div><div></div><div></div><div></div><div></div><div></div><div></div><div></div><div></div><div></div><div></div><div></div><div></div><div></div><div></div><div></div><div></div><div></div><div></div><div></div><div></div><div></div><div></div><div></div><div></div><div></div><div></div><div></div><div></div><div></div><div></div><div></div><div></div><div></div><div></div><div></div><div></div><div></div><div></div><div></div><div></div><div></div><div></div><div></div><div></div><div></div><div></div><div></div><div></div><div></div><div></div><div></div><div></div><div></div><div></div><div></div><div></div><div></div><div></div><div></div><div></div><div></div><div></div><div></div><div></div><div></div><div></div><div></div><div></div><div></div><div></div><div></div><div></div><div></div><div></div><div></div><div></div><div></div><div></div><div></div><div></div><div></div><div></div><div></div><div></div><div></div><div></div><div></div><div></div><div></div><div></div><div></div><div></div><div></div><div></div><div></div><div></div><div></div><div></div><div></div><div></div><div></div><div></div><div></div><div></div><div></div><div></div><div></div><div></div><div></div><div></div><div></div><div></div><div></div><div></div><div></div><div></div><div></div><div></div><div></div><div></div><div></div><div></div><div></div><div></div><div></div><div></div><div></div><div></div><div></div><div></div><div></div><div></div><div></div><div></div><div></div><div></div><div></div><div></div><div></div><div></div><div></div><div></div><div></div><div></div><div></div><div></div><div></div><div></div><div></div><div></div><div></div><div></div><div></div><div></div><div></div><div></div><div></div><div></div><div></div><div></div><div></div><div></div><div></div><div></div><div></div><div></div><div></div><div></div><div></div><div></div><div></div><div></div><div></div><div></div><div></div><div></div><div></div><div></div><div></div><div></div><div></div><div></div><div></div><div></div><div></div><div></div><div></div><div></div><div></div><div></div><div></div><div></div><div></div><div></div><div></div><div></div><div></div><div></div><div></div><div></div><div></div><div></div><div></div><div></div><div></div><div></div><div></div><div></div><div></div><div></div><div></div><div></div><div></div><div></div><div></div><div></div><div></div><div></div><div></div><div></div><div></div><div></div><div></div><div></div><div></div><div></div><div></div><div></div><div></div><div></div><div></div><div></div><div></div><div></div><div></div><div></div><div></div><div></div><div></div><div></div><div></div><div></div><div></div><div></div><div></div><div></div><div></div><div></div><div></div><div></div><div></div><div></div><div></div><div></div><div></div><div></div><div></div><div></div><div></div><div></div><div></div><div></div><div></div><div></div><div></div><div></div><div></div><div></div><div></div><div></div><div></div><div></div><div></div><div></div><div></div><div></div><div></div><div></div><div></div><div></div><div></div><div></div><div></div><div></div><div></div><div></div><div></div><div></div><div></div><div></div><div></div><div></div><div></div><div></div><div></div><div></div><div></div><div></div><div></div><div></div><div></div><div></div><div></div><div></div><div></div><div></div><div></div><div></div><div></div><div></div><div></div><div></div><div></div><div></div><div></div><div></div><div></div><div></div><div></div><div></div><div></div><div></div><div></div><div></div><div></div><div></div><div></div><div></div><div></div><div></div><div></div><div></div><div></div><div></div><div></div><div></div><div></div><div></div><div></div><div></div><div></div><div></div><div></div><div></div><div></div><div></div><div></div><div></div><div></div><div></div><div></div><div></div><div></div><div></div><div></div><div></div><div></div><div></div><div></div><div></div><div></div><div></div><div></div><div></div><div></div><div></div><div></div><div></div><div></div><div></div><div></div><div></div><div></div><div></div><div></div><div></div><div></div><div></div><div></div><div></div><div></div><div></div><div></div><div></div><div></div><div></div><div></div><div></div><div></div><div></div><div></div><div></div><div></div><div></div><div></div><div></div><div></div><div></div><div></div><div></div><div></div><div></div><div></div><div></div><div></div><div></div><div></div><div></div><div></div><div></div><div></div><div></div><div></div><div></div><div></div><div></div><div></div><div></div><div></div><div></div><div></div><div></div><div></div><div></div><div></div><div></div><div></div><div></div><div></div><div></div><div></div><div></div><div></div><div></div><div></div><div></div><div></div><div></div><div></div><div></div><div></div><div></div><div></div><div></div><div></div><div></div><div></div><div></div><div></div><div></div><div></div><div></div><div></div><div></div><div></div><div></div><div></div><div></div><div></div><div></div><div></div><div></div><div></div><div></div><div></div><div></div><div></div><div></div><div></div><div></div><div></div><div></div><div></div><div></div><div></div><div></div><div></div><div></div><div></div><div></div><div></div><div></div><div></div><div></div><div></div><div></div><div></div><div></div><div></div><div></div><div></div><div></div><div></div><div></div><div></div><div></div><div></div><div></div><div></div><div></div><div></div><div></div><div></div><div></div><div></div><div></div><div></div><div></div><div></div><div></div><div></div><div></div><div></div><div></div><div></div><div></div><div></div><div></div><div></div><div></div><div></div><div></div><div></div><div></div><div></div><div></div><div></div><div></div><div></div><div></div><div></div><div></div><div></div><div></div><div></div><div></div><div></div><div></div><div></div><div></div><div></div><div></div><div></div><div></div><div></div><div></div><div></div><div></div><div></div><div></div><div></div><div></div><div></div><div></div><div></div><div></div><div></div><div></div><div></div><div></div><div></div><div></div><div></div><div></div><div></div><div></div><div></div><div></div><div></div><div></div><div></div><div></div><div></div><div></div><div></div><div></div><div></div><div></div><div></div><div></div><div></div><div></div><div></div><div></div><div></div><div></div><div></div><div></div><div></div><div></div><div></div><div></div><div></div><div></div><div></div><div></div><div></div><div></div><div></div><div></div><div></div><div></div><div></div><div></div><div></div><div></div><div></div><div></div><div></div><div></div><div></div><div></div><div></div><div></div><div></div><div></div><div></div><div></div><div></div><div></div><div></div><div></div><div></div><div></div><div></div><div></div><div></div><div></div><div></div><div></div><div></div><div></div><div></div><div></div><div></div><div></div><div></div><div></div><div></div><div></div><div></div><div></div><div></div><div></div><div></div><div></div><div></div><div></div><div></div><div></div><div></div><div></div><div></div><div></div><div></div><div></div><div></div><div></div><div></div><div></div><div></div><div></div><div></div><div></div><div></div><div></div><div></div><div></div><div></div><div></div><div></div><div></div><div></div><div></div><div></div><div></div><div></div><div></div><div></div><div></div><div></div><div></div><div></div><div></div><div></div><div></div><div></div><div></div><div></div><div></div><div></div><div></div><div></div><div></div><div></div><div></div><div></div><div></div><div></div><div></div><div></div><div></div><div></div><div></div><div></div><div></div><div></div><div></div><div></div><div></div><div></div><div></div><div></div><div></div><div></div><div></div><div></div><div></div><div></div><div></div><div></div><div></div><div></div><div></div><div></div><div></div><div></div><div></div><div></div><div></div><div></div><div></div><div></div><div></div><div></div><div></div><div></div><div></div><div></div><div></div><div></div><div></div><div></div><div></div><div></div><div></div><div></div><div></div><div></div><div></div><div></div><div></div><div></div><div></div><div></div><div></div><div></div><div></div><div></div><div></div><div></div><div></div><div></div><div></div><div></div><div></div><div></div><div></div><div></div><div></div><div></div><div></div><div></div><div></div><div></div><div></div><div></div><div></div><div></div><div></div><div></div><div></div><div></div><div></div><div></div><div></div><div></div><div></div><div></div><div></div><div></div><div></div><div></div><div></div><div></div><div></div><div></div><div></div><div></div><div></div><div></div><div></div><div></div><div></div><div></div><div></div><div></div><div></div><div></div><div></div><div></div><div></div><div></div><div></div><div></div><div></div><div></div><div></div><div></div><div></div><div></div><div></div><div></div><div></div><div></div><div></div><div></div><div></div><div></div><div></div><div></div><div></div><div></div><div></div><div></div><div></div><div></div><div></div><div></div><div></div><div></div><div></div><div></div><div></div><div></div><div></div><div></div><div></div><div></div><div></div><div></div><div></div><div></div><div></div><div></div><div></div><div></div><div></div><div></div><div></div><div></div><div></div><div></div><div></div><div></div><div></div><div></div><div></div><div></div><div></div><div></div><div></div><div></div><div></div><div></div><div></div><div></div><div></div><div></div><div></div><div></div><div></div><div></div><div></div><div></div><div></div><div></div><div></div><div></div><div></div><div></div><div></div><div></div><div></div><div></div><div></div><div></div><div></div><div></div><div></div><div></div><div></div><div></div><div></div><div></div><div></div><div></div><div></div><div></div><div></div><div></div><div></div><div></div><div></div><div></div><div></div><div></div><div></div><div></div><div></div><div></div><div></div><div></div><div></div><div></div><div></div><div></div><div></div><div></div><div></div><div></div><div></div><div></div><div></div><div></div><div></div><div></div><div></div><div></div><div></div><div></div><div></div><div></div><div></div><div></div><div></div><div></div><div></div><div></div><div></div><div></div><div></div><div></div><div></div><div></div><div></div><div></div><div></div><div></div><div></div><div></div><div></div><div></div><div></div><div></div><div></div><div></div><div></div><div></div><div></div><div></div><div></div><div></div><div></div><div></div><div></div><div></div><div></div><div></div><div></div><div></div><div></div><div></div><div></div><div></div><div></div><div></div><div></div><div></div><div></div><div></div><div></div><div></div><div></div><div></div><div></div><div></div><div></div><div></div><div></div><div></div><div></div><div></div><div></div><div></div><div></div><div></div><div></div><div></div><div></div><div></div><div></div><div></div><div></div><div></div><div></div><div></div><div></div><div></div><div></div><div></div><div></div><div></div><div></div><div></div><div></div><div></div><div></div><div></div><div></div><div></div><div></div><div></div><div></div><div></div><div></div><div></div><div></div></div></div></div>		



9

4

2

3

PLOT DATE: 5/18/2022 2:20:49 PM

CONTRACT DATE:	03/31/2022
BUILDING TYPE:	END. MED 40
PLAN VERSION:	SEPT. 2021
BRAND DESIGNER:	
SITE NUMBER:	315669
ENTITY NUMBER:	458169
PA/PM:	
DRAWN BY.:	
JOB NO.:	22204



A2.0

PLOT DATE: 5/18/2022 2:20:51 PM

**FURNITURE PACKAGE - BY FURNITURE VENDOR U.O.N.**

ARTWORK SCHEDULE

2. (HC)- SYMBOL DENOTES A HANDICAP ACCESSIBLE TABLE.

SHELVING QUANTITIES

XXX

KEY NOTES

CONTRACT DATE:	03/31/2022
BUILDING TYPE:	END. MED 40
PLAN VERSION:	SEPT. 2021
BRAND DESIGNER:	
SITE NUMBER:	315669
ENTITY NUMBER:	458169
PA/PM:	
DRAWN BY.:	
JOB NO.:	22204



A2.1

N - SINKS/DISHWASHERS								
TAG	#	G.C. INSTALL	ITEM DESCRIPTION	MFR. & MODEL NUMBER	PLMB.	ELEC	GAS	REMARKS
N-141	2	X	WALL MOUNTED LAVATORY	AMERICAN STANDARDS BRAND	X			WHITE VITREOUS CHINA WALL MOUNTED LAVATORY WITH ACCESSORIES. N-141 IS METERED FAUCET, FAUCET, LAVATORY, CENTERSET MIXING, #B-0890-WS
N-146	2	X	FAUCET (RESTROOMS)	2" TWIST TYPE FOR N-698	X			2" TWIST TYPE FOR N-698

P-147	1		COFFEE MAKER			X	
P-315	1	X	REVERSE OSMOSIS SYSTEM	3M #56123-06, FSTM-075		X	INSTALL OVER FLOOR SINK
P-362B	1	X	FLEX DUAL LINE	SERTEK		X	X ALT. NOTE: BAG HOLDER NO LONGER INCLUDED WITH PRODUCTION LINE - REFER TO EQUIPMENT PLAN FOR ORIENTATION AND NUMBER OF LINES.
P-417	1	X				X	
P-452	1	X	HOT WATER SYSTEM	BUNN-MACHINE #43600.0014		X	X Each System= Water Heater #43600.0014, Bracket #13125.0003, Shelf#12599.0000, Scale Inhibitor #39000.0001
P-452	1	X	HOT WATER SYSTEM	BUNN-MACHINE #43600.0014		X	X Each System= Water Heater #43600.0014, Bracket #13125.0003, Shelf#12599.0000, Scale Inhibitor #39000.0001
P-541	1		STORAGE BINS	B4B SYSTEMS #03070100			
P-550	1	X	KNIFE RACK	EDLUND #KR-699			
P-673	1		WORK TABLE 30X36X34	METRO			#TBBPREP36

R-209	1	FRY STATION REACH-IN FREEZER (RIGHT HINGED)	DELFIELD #GBF1P-SH-TB2		X	OPTION: LEFT HINGED VERSION - DELFIELD #GBF1P-SH-IK-TB2
-------	---	---	------------------------	--	---	---

S-024	2	X	WARMER, EVO	CARTER HOFFMAN		X		MOUNT ON PRODUCTION LINE OVER SHELF
S-026	1	X	HEAT CABINET - FULL HEIGHT - (1) RH	CRESCOR #H137S27D1TB				W/8 SHELVES EACH
S-027	1	X	HEAT CABINET - FULL HEIGHT - (1) RH	CRESCOR #H137S27D1TB		X		W/ 8 RACKS
S-065	1	X	DESSERT TOWER	HATCO #GRBW-24D				
S-204	1	X	DRIVE-THRU TIMER SYSTEM	HME #C11422TB		X		
S-254	1							
S-274	1	X	DRIVE-THRU BEVERAGE WORKSTATION	SPG WST1242YA				OPTIONAL: METRO
S-283	1							
S-284	1	BY PEPSI	BEVERAGE DISPENSER - SELF SERVE	CORNELIUS 611057625		X	X	SEE SCOPE OF WORK (PEPSI)
S-285	1	BY PEPSI	BEVERAGE DISPENSER - DRIVE THRU	SERVEND		X	X	SEE SCOPE OF WORK (PEPSI)
S-286	1	X	WATER FILTER SYSTEM	SHURFLO #WB6-M3-22-003				FRANCHISEES CAN USE SELECTO #TB5/620-5
S-303	1		WORK TABLE 30X36X34	METRO				#1TBBPREP36
S-349	1		DRIVE-THRU PICK-UP WORKSTATION 30X42	SPG				#WST1344Y - WITH CONDIMENT STAND (S-260)
S-375	1	X	DRINK STATION	CARTER-HOFFMAN		X		S/S, INSULATED DRAIN TROUGH, WEIGHT RATED
S-443	1	X	LID DISPENSER	CAL-MIL ADA TB103				
S-444	1	X	NAPKIN DISPENSER	TOR XPRESSNAP #5555100				
S-482	1		CUP DISPENSER	A.J. ATUNES #DACS60				W/ ANGLED MOUNTING BRACKET OMNITEAM CDB-DTA
S-483	1							
S-489	2		SCALE	EDLUND				10#X. 1OZ. ELECTRONIC, EDLUND #DS-10 CSTM; WSM #113464
S-513	4		ICE MAKER (PLACED ON TOP OF DRINK MACHINES)	MANITOWOC, KMS-1401MU		X	X	W/ROOF MOUNTED CONDENSERS HOSHIZAKI
S-540	1		PEPSI BOOSTER TANK			X	X	FRANCHISEES CAN USE HOSHIZAKI KMS-1230
S-544	4		ICE TEA URN	BUNN/TDO-N-3.5				SEE SCOPE OF WORK (PEPSI)
S-546	1	X	ICED TEA BREWER	TETLEY TB3Q		X	X	
S-550	1	BY PEPSI	BAG-IN-BOX SYRUP RACK	CORNELIUS/REMCOR BNP128BP		X		FLO-3REG-2CRB (BY PEPSI)
S-570	2	BY PEPSI	CARBONATOR	CORNELIUS/REMCOR		X	X	SHELF MOUNTED BELOW EACH DRINK (BY PEPSI)
S-580	1		CO2 BULK TANK	MVE #11805373				
S-737	1	X	FRUITSTA/FROZEN DRINK DISPENSER	FBD 773		X	X	AIR COOLED, 3 CHAMBER

U-011	1		BASE STATION - D/T COMM. SYSTEM	HME #C40000-5-HS3-TB			
U-052	1	X	ADT SECURITY SYSTEM			X	
U-061	2		CREDIT CARD READER			X	
U-062	1					X	
U-063	2		ALARM SENSOR			X	
U-070	3		RECEIPT PRINTER	EPSON	X		2 FOR F/C AND 1 D/T 5.71 IN X 7.68 IN X 5.83 IN
U-076	3		<varies>			X	12V DC 60W SYSE3029ARS011-CSP
U-100	4		POS/ORDER ENTRY TERMINAL			X	2 FOR F/C AND 1 D/T
U-121	3		CASH DRAWER BRACKETS				2 PER CASH DRAWER
U-135	2		KIOSK TABLET	SSP		X	
U-136	2		VERIFONE (CREDIT CARD MACHINE)	SSP		X	
U-152	3		CASH DRAWER	IBM, NCR, & PAR			2 FOR F/C AND D/T
U-209	4		MONITOR SUPPORT ARM	FACILITY SOLUTIONS			
U-238	5		<varies>				
U-239	1		MONITOR CEILING MOUNTED BRACKET	IBM, NCR, & PAR			

W-05 9	1	X	WALK-IN COOLER/FREEZER	ICS	X	X	COMBO, TB, #105181, BUDGETARY 19-4X7X9-2 OAD, MEDIUM BUILDING PROTOTYPE, INCLUDES LED
-----------	---	---	------------------------	-----	---	---	---

TAG	#	G.C. INSTALL	ITEM DESCRIPTION	MFR & MODEL NUMBER	PLUM B	ELEC	GAS	REMARKS
B-049	1	X	ROOF LADDER	PRECISION LADDER #PH-G2-6X3-0				SEE DETAIL 4/A6.0
B-050	1	X	ROOF HATCH	PRECISION LADDER #PH-G2-6X3-0				SEE DETAIL 7/A6.0
B-101	1	X	SECURITY DOOR	LOCKNET #DU3670L52VED				
B-140	2	X	DRIVE THRU WINDOW	QUICKSERV #SC-4030				FINISH TO MATCH STOREFRONT, DARK BRONZE
B-241	4	X	SOAP DISPENSER (WALL MOUNT)	KAY 3741				AUTOMATIC SOAP DISPENSERS PROVIDED BY ECOLAB AND INSTALLED BY G.C.
B-251	2	X	SANITIZER DISPENSER (WALL MOUNT)	KAY 3741				
B-265	2	X	MIRROR, 18 X 36	BOBRICK #B-165-1836				
B-275	2	X	TOILET PAPER DISPENSER	BOBRICK #B-2890				
B-290	2	X	PAPER TOWEL DISPENSER	BOBRICK #B-262				
B-300	2	X	GRAB BAR 1 1/2" DIA. X 36" S.S. FINISH	BOBRICK #B6806X36				
B-305	2	X	GRAB BAR 1 1/2" DIA. X 32" S.S. FINISH	BOBRICK #B6806X42				
B-310	2	X	GRAB BAR VERTICAL 1 1/2" DIA. X 18" S.S. FINISH	BOBRICK #B6806X18				
B-381	1	X	CO2 CARBON DIOXIDE SENSOR/WARNING	LogiCO2 CO2 MK9 SENSOR		X		
B-400	1	X	WASTE BASKET - 32 GALLON	RUBBERMAID #2632 (GREY)				
B-405	6	X	WASTE BASKET					
B-406	1	X	WASTE BASKET	RUBBERMAID 28 QT #2956 (BLACK)				
B-410	1	X	SANITARY NAPKIN RECEPTACLE	RUBBERMAID #6140				
B-599	1	X	MOP SINK SHELIVING	SPG #WST806Y				
B-XX2	2		XLERATOR Hand Dryer	Excel Dryer				

C-079	1	X	DUAL FRYER	FRYMASTER #2FG030U		X	X	COMES WITH GAS HOSE KIT (OPTIONAL: PITCO #TB-SSHLV14-2/FD VS7)
C-107	1	X	RETHERMALIZER	PITCO #TB-SRTG14-2	X	X	X	
C-197	2	X	TOASTER, SPLIT LID	PROLUXE SL1266TB		X		POWERED BY PRODUCTION LINE - (OPTIONAL: STAR #PSC14DTB)
C-254	2	X	CHEESE MELTER (SINGLE)	A.J ANTUNES #CM-100	X	X		POWERED BY PRODUCTION LINE
C-400	2	X	RETHERMALIZER TIMER	FAST #TBBZAP12120V		X		

E-107	1		STRAUTOVENT 6'-3" EXHAUST HOOD	STRAUTOVENT MODEL #TBG3650SVBD6FT3JN			PRE-PIPED FOR ANSUL SUPPRESSION
E-108	1		STRAUTOVENT 106"H X 111" L BACK SPLASH	STRAUTOVENT MODEL #BACKSPLASH106X111FLA			
E-272	2	<varies>	TIMER OUTLET			<varies>	

F-014	1	X	FILE CABINET (2 DRAWER HIGH) 18X3627H	HON #582LL			
F-021	1		CHAIR - OFFICE	HON #4609AB10			IN OFFICE AREA, SEE SHEET A8.2
F-026	1	X	DESK LAMP	TBD			IN OFFICE AREA, SEE SHEET A8.2
F-030	1		COAT HOOKS	ISS #HOOK246R2Y			
F-040	1		OFFICE COMPUTER	POS PROVIDED		X	IN OFFICE AREA, SEE SHEET A8.2
F-050	1		CREDIT CARD SATELLITE ROUTER JUNCTION				
F-060	1		MONITOR - OFFICE	YUM			
F-080	1		OFFICE PRINTER/COPIER/FAX/SCANNER	POS PROVIDED		X	
F-090	4		UPS (UN-INTERRUPTABLE POWER SUPPLY)	POS PROVIDED		X	
F-102	1	X	MONEY COUNTER	TELLERMATE #T1XR3000		X	IN OFFICE AREA
F-131	1		SPEAKERS	MOOD MEDIA LOCAL LEASE		X	
F-165	2	X	FRONT LOAD SAFE	PERMA VAULT #PRO-10TM			
F-174	1		SAFE WITH TOUCH SCREEN CONTROLS			X	
F-211	1	X	CLOCK	B&B SYSTEMS #02100100			IN OFFICE AREA, SEE SHEET A8.2
F-262	1	X	6 COUNT EMPLOYEE LOCKERS E76000235	LYON WORKPLACE 12"X18"X78" GREY		X	IN OFFICE AREA; SECURE TO WALL PER MFR. REC. FOR TIP PROTECTION
F-270	1	X	FIRST AID KIT	PROSTAT FIRST AID LCC #2617		X	IN OFFICE AREA
F-504	1		DVR & MONITOR				
F-915	2		FLOOR MAT	CREWSAFE, ENTRANCE 1 #41150012			RUBBERIZED - 3'-5', RIBBED, CHARCOAL, WSM #800503
F-920	1		RUBBER MAT	CREWSAFE WSM#800507			RUBBERIZED - BLACK 2X8, 1/4 NON SLIP CORRUGATED TOP & RUBBER NO-SLIP BACK ENTRANCE
F-XX1	1		AIR CURTAIN	MARS AIR STD42-1U			
F-XX2	1		AIR CURTAIN	MARS AIR STD36-1U			
F-XX3	1						
F-XX5	2						

K-132	1		CART, CLOSING MADE SIMPLE	SPG/ISS (Alternate: METRO)		#WST1434Y
K-210	1		PREP SINK WORKSTATION 50 TRACK	SPG/ISS (Alternate: METRO)		#WST255E, Wall Trax System for 1-Comp Sink, 16X50X40 + ACC
K-221	1	X	3 COMP SINK WORKSTATION 96 TRACK	SPG/ISS (Alternate: METRO)		#DS1F, Wall Trax System for 3 Comp Sink, (3) 18X24 GRIDS + ACC
K-379	1		FRY WORKSTATION 42W X 30D X 75H	SPG/ISS (Alternate: METRO)		#WST1709EA, Crispy Frystation 30x42x74
K-420	2		SHELF, BEV PLATFORM 18X24	SPG/ISS (Alternate: METRO)		#WST34Y: F/CARBONATOR, &/OR RECIRC PUMP
K-490	3		SHELVING 18X24X24, 2-TIER	SPG/ISS (Alternate: METRO)		#WST440Y
K-522	2		SHELVING, 18X60X76, 5-TIER, SMALL PACKAGING	SPG/ISS (Alternate: METRO)		#WST1548Y
K-523	2		SHELVING, 18X60X76, 3-TIER, CUP & LID	SPG/ISS (Alternate: METRO)		#WST1580Y
K-525	1					#WST1613Y
K-602	9		SHELVING, 18X36X86, 5-TIER, DRY STORAGE	SPG/ISS (Alternate: METRO)		#WST238Y
K-657	1	X	SHELVING 24X72X86, 5-TIER	SPG/ISS (Alternate: METRO)		#SU247285Y: WALK-IN COOLER 24X72X86
K-698	2		SHELVING 18X24X74, 5-TIER	SPG/ISS (Alternate: METRO)		#SU186075Y
K-699	8		SHELVING 18X60X74, 5-TIER	SPG/ISS (Alternate: METRO)		#SU186075Y
K-XX	1		ADJUSTABLE WALL MOUNTED SHELVING 1			

L-043	4		43" INTERIOR MENU BOARD PACKAGE	STRATACACHE LG 43 DISPLAY		120V/3.5A	DIGITAL MENU BOARD
L-132	1		SIGN, TACO BELL, RESTROOM, WOMEN, W/BRAILLE, 10" X 6.5"				SEE INTERIOR ELEVATIONS
L-133	1		SIGN, TACO BELL, RESTROOM, MEN, W/BRAILLE, 10" X 6.5"				SEE INTERIOR ELEVATIONS
L-150	1		SECURITY DOOR DANGER SIGN	ADVERCO #ADVCUSTOM			ORDERED DIRECT FROM YRFS
L-949	3		NO SMOKING SIGN	VOLLRATH #4513			PROVIDE PER JURISDICTIONAL REQUIREMENTS

[illegible]

CONTRACT DATE: 03/31/2022

BUILDING TYPE: END. MED 40

PLAN VERSION: SEPT. 2021

BRAND DESIGNER:

SITE NUMBER: 315669

ENTITY NUMBER: 458169

PA/PM: MP

DRAWN BY.: CNW

JOB NO.: 22204

ENDEAVOR 2.0

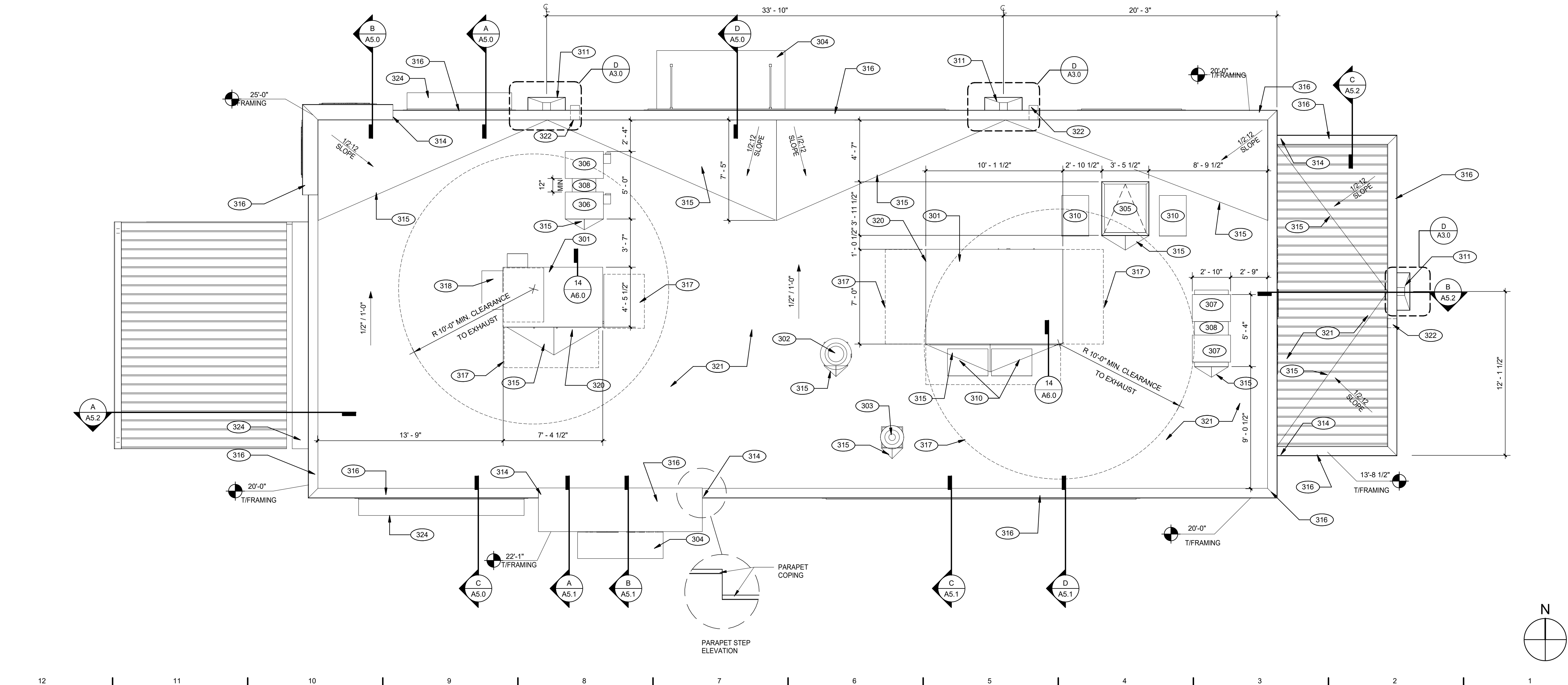
SPEARS CREEK CHURCH RD
(BY LIBERTY RIDGE DRIVE)
SOUTH CAROLINA 29229



ENDEAVOR 2.0
ROOF PLAN

A3.0

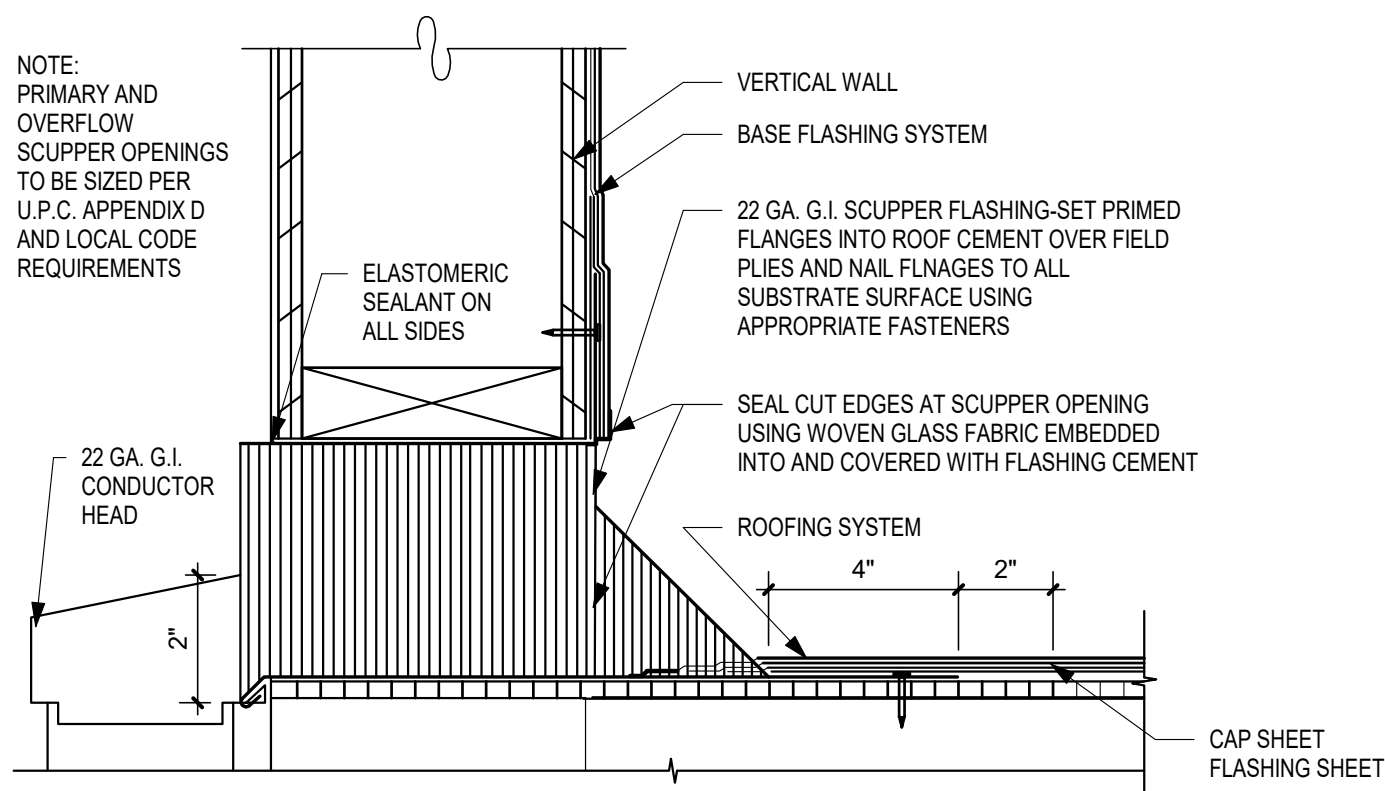
PLOT DATE: 5/18/2022 2:38:34 PM



ROOF PLAN

A

NOTE:
PRIMARY AND
OVERFLOW
SCUPPER OPENING
TO BE SIZED PER
U.P.C. APPENDIX D
AND LOCAL CODE
REQUIREMENTS



SCUPPER FLASHING

D

WATERPROOFING:

- A. PAINT UNDERSIDE OF PARAPET CAP FLASHING WITH FACTORY BONDED PAINT GRIP OR PRIMER
- B. TOP NAILING AT PARAPET CAP FLASHING WILL NOT BE ACCEPTED
- C. PENETRATIONS IN ROOFING MEMBRANE AND FLASHING SHALL ONLY BE MADE AS INDICATED ON THE DRAWINGS OR SPECS.
- D. SEE SPECIFICATIONS FOR SEALANT SPECS.
- E. ALL SHEETS MTL FLASHONG SHALL BE 22 GA MIN.


MISCELLANEOUS:

- A. ROOF PENETRATIONS CLOSER THAN 12' FROM ANOTHER WILL NOT BE ALLOWED.
B. EXHAUST FANS MIN. 10'-0" AWAY FROM ALL AIR INTAKE / SUPPLY.
C. LOCATE WALK-IN CONDENSERS ON ROOF ONLY IF REQUIRED BY CODE.

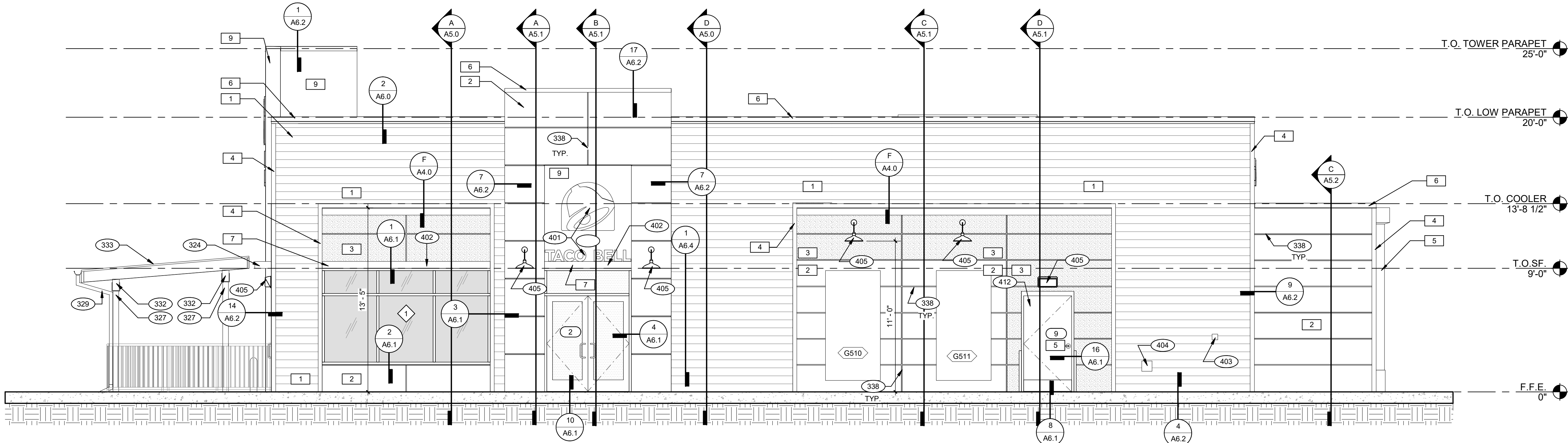

301 ROOFTOP UNIT. INSTALL PLUMB AND LEVEL.
302 KITCHEN HOOD EXHAUST FAN. SEE SHEETS M3.0 AND DETAIL 19/A6.0
303 RESTROOM EXHAUST FAN. REFER TO DETAIL 18/A6.0
304 CANOPY. SEE SCOPE OF WORK.
305 ROOF HATCH; REFER TO DETAIL 7/A6.0
306 ICE MACHINE CONDENSERS.
307 WALK-IN COOLER/FREEZER CONDENSERS. FREEZEER 11405-4.
308 EQUIPMENT PLATFORM. SEE DETAIL 15/A6.0
309 24x36 WALK MATS. SEE ROOF SPECS.
310 SCUPPER AND DOWNSPOUT. SEE DETAIL D/A3.0.
311 CHANGE IN PARAPET ELEVATION. SEE SECTION 20/A6.0 AND 14/A6.1
312 ROOF CRICKET; REFER TO DETAIL 16/A6.0
313 METAL PARAPET CAP.
314 MAINTAIN MANUFACTURERS ROOFTOP UNIT MAINTENANCE CLEARANCE.
315 OUTSIDE AIR INTAKE FOR ROOFTOP UNIT. MAINTAIN MIN 10'-0" SEPARATION FROM
316 PLUMBING VENTS, FLUES AND BUILDING EXHAUST.
317 POWER/GAS/CONDENSATE ENTRY UNDER HVAC UNIT (PER HVAC MFR. SPECS.) REFER
318 TO MECH AND PLUMBING DRAWINGS. UTILITY ACCESS FROM WITHIN CURB - NO ROOF
PENETRATIONS. DO NOT RUN ON ROOF SURFACE.
319 "DURO-LAST" SINGLE PLY ROOF MEMBRANE OVER MINIMUM R-20 RIGID INSULATION
320 BOARD OVER 2" ADAPTED 2" X 4" JOIST OR PLYWOOD OR TRUSSES. INSTALL
MANUFACTURER'S SPECIFICATIONS. PROVIDE MANUFACTURER'S STANDARD 20 YEAR
WARRANTEE.
321 OVERFLOW SCUPPER.
322 METAL AWNING FRAMED BY OTHERS. G.C TO PROVIDE AND INSTALL STANDING SEAM

KEY NOTES

E

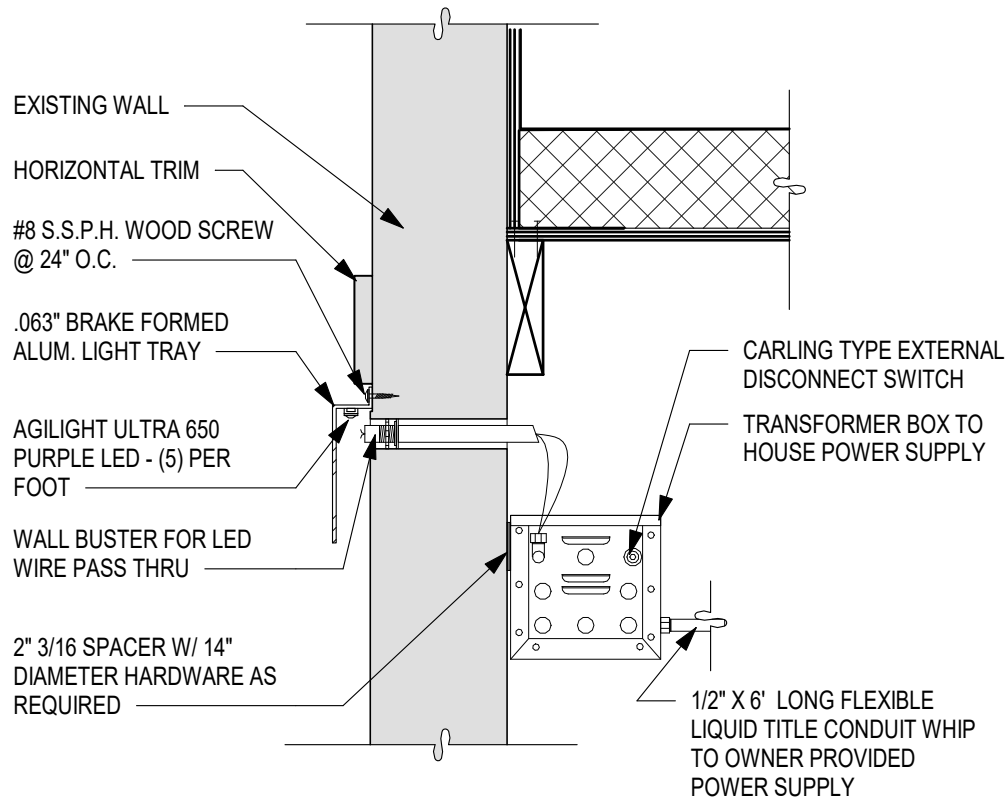


05.19.22



ELEVATION - RIGHT

A



LED WALL WASHER DETAIL

F

TYPE MARK	QTY	ITEM DESCRIPTION	LOC.
TOWER			
V-09.14W	2	14" WHITE CHANNEL LETTERS VERTICAL	A4.1
SIDE ENTRY			
V-04.42	2	42" SWINGING BELL PURPLE LOGO FACE LIT	A4.1
V-200.EN	1	SIDE ENTRY AWNING 6' 4" X 6' 3" BLACK	A4.0
DRIVE THRU			
V-101.DT	1	DT AWNING (OVER DT) 9' 0" X 4' 0" BLACK	A4.1
EYEBROW AWNINGS			
V-202.EN	1	FRONT EYEBROW (WINDOW) 16' 7" X 6' H X 1' 4" D BLACK	A4.1
V-203.EN	1	DT EYEBROW (WINDOW) 7' 8" L X 6' H X 1' 4" D BLACK	A4.1
V-201.EN	1	SIDE ENTRY EYEBROW (WINDOW) 12' L 6' H X 1' 4" D BLACK	A4.0

SIGNAGE

E

MISCELLANEOUS
A. SEE SHEET A1.1 "WINDOW TYPES" FOR WINDOW/STOREFRONT

SEALERS (REFER TO SPECS)
A. SEALANT AT ALL WALL AND ROOF PENETRATIONS.
B. SEALANT AT ALL WINDOW AND DOOR FRAMES AND JAMB. DO NOT SEAL SILL @ WINDOWS.
C. APPLY NEOPRENE GASKET (CONT.) BETWEEN BUILDING AND CANOPY.

CRITICAL DIMENSIONS
A. REQUIRED CLEAR OPENING WIDTH TO ENSURE COORDINATION WITH STANDARD SIGNAGE/BUILDING ELEMENTS DIMENSIONS.

NOTE: NO EXTERIOR SIGNS ARE WITHIN THE SCOPE OF WORK COVERED BY THE BUILDING PERMIT APPLICATION. THE GENERAL CONTRACTOR SHALL BE RESPONSIBLE FOR COORDINATING THE INSTALLATION OF ALL EXTERIOR SIGNS AND INSTALLATION OF REQUIRED BLOCKING AND ELECTRICAL CONNECTIONS FOR FINAL APPROVED SIGNS.

GENERAL NOTES

D

- 324 METAL AWNING FRAMED BY OTHERS. G.C TO PROVIDE AND INSTALL STANDING SEAM
327 PATIO COLUMNS. SEE STRUCTURAL DRAWINGS
329 PREFINISHED GUTTER AND DOWNSPOUTS
332 PATIO ROOF BEAM - REFER TO STRUCTURAL DRAWINGS
333 PATIO ROOF - REFER TO EXTERIOR ELEVATIONS FOR FINISHES
338 REVEAL; PROVIDE COMPONENTS BY PANEL MFR.
401 BUILDING SIGN BY VENDOR. REQUIRES ELECTRICAL. SEE ELECTRICAL PLANS.
402 METAL CANOPIES BY VENDOR. REQUIRES ELECTRICAL; SEE ELECTRICAL PLANS.
403 CO2 FILLER VALVE & COVER. SEE DET. 17/A6.1.
404 HOSE BIB BOX AT 18" A.F.F., SEE DET. 12/A6.1
405 EXTERIOR LIGHT FIXTURE. SEE ELECTRICAL DRAWINGS
412 SERVICE DOOR.

no structural drawings

KEY NOTES

CONTRACT DATE: 03/31/2022
BUILDING TYPE: END. MED 40
PLAN VERSION: SEPT. 2021
BRAND DESIGNER:
SITE NUMBER: 315669
ENTITY NUMBER: 458169
PA/PM:
DRAWN BY: .
JOB NO.: 22204

ENDEAVOR 2.0
SPEARS CREEK CHURCH RD
(BY LIBERTY RIDGE DRIVE)
SOUTH CAROLINA 29229



ENDEAVOR 2.0
EXTERIOR
ELEVATIONS

A4.0

PLOT DATE: 5/18/2022 5:28:04 PM

PAINTING
APPLICATOR MUST DO THEIR DUE DILIGENCE WITH PREPARATION.
PRIMER: 1 COAT SW A24W8300
FINISH: 2 COATS SW A82-100 SERIES, MATCH COLORS FROM MATERIAL SCHEDULE. A-100 EXTERIOR LATEX SATIN.

PAINT NOTES

H

EXTERIOR FINISH SCHEDULE					
MARK	ITEM/MATERIAL	MANUFACTURER	MATERIAL SPEC	COLOR	CONTACT INFO.
1	CEMENT FIBER BOARD LAP SIDING	JAMES HARDIE	ARTISAN SMOOTH LAP SIDING 7"	FACTORY PRIMED; PAINTED SW7043 WORLDLY GRAY	http://www.artisanluxury.com/
2	CEMENT FIBER PANEL SYSTEM - CYBERSPACE	JAMES HARDIE	REVEAL PANEL SYSTEM	FACTORY PRIMED; PAINTED SW7076 CYBERSPACE	http://www.jameshardie.com/Product/s/HardiePanel-Vertical-Siding
3	CEMENT FIBER PANEL SYSTEM - PURPLE	JAMES HARDIE	REVEAL PANEL SYSTEM	FACTORY PRIMED; PAINTED TB 2603C	http://www.jameshardie.com/Product/s/HardiePanel-Vertical-Siding
4	CEMENT FIBER BOARD TRIM	JAMES HARDIE	HARDIE TRIM, 1X4	PAINTED, CYBERSPACE (SW7076), SMOOTH FINISH	SEE C/A7.2
5	<varies>			COLOR TO MATCH WALL BEHIND	
6	METAL PARAPET COPING		24 GA. GALVANIZED	CYBERSPACE (SW7076) KYNAR 500 COATING	
7	AWNINGS	SIGNAGE VENDOR		BLACK, BY THE SIGNAGE VENDOR	
8	BOLLARD	STREET SMART		YELLOW - 1/4" THICK PLASTIC COVER (USPOSTMAN.COM) OR EQUAL	
9	CORNER TOWER	WESTERN STATE	T-GROOVE 24 GA PAINTED 18" PANEL	WEATHERED RUSTIC	

EXTERIOR FINISH SCHEDULE

G

ARTWORK SCHEDULE

TAG	NAME	FRAME OR MURAL	SIZE	LOCATION IN RESTAURANT
G-280	G-280-B-F01-2 8X40	FRAMED ART	OVERLAP BELLS	INTERIOR - ENTRY WALL
G-281	G-281-B-F01-2 8X40	FRAMED ART	OVERLAP BELLS	INTERIOR - ENTRY WALL
G-282	G-282-B-F01-2 8X40	FRAMED ART	OVERLAP BELLS	INTERIOR - ENTRY WALL
G-510	G-510-B-M02-CUSTOM SIZE	MURAL - EXTERIOR	CAMO PATTERN - PURPLE (EXTERIOR)	FACADE
G-511	G-511-B-M02-CUSTOM SIZE	MURAL - EXTERIOR	CAMO PATTERN - PURPLE (EXTERIOR)	FACADE
G-511	G-511-B-M02-CUSTOM SIZE	MURAL - EXTERIOR	CAMO PATTERN - PURPLE (EXTERIOR)	FACADE - DRIVE THRU
G-512	G-512-B-M02-CUSTOM SIZE	EXPRESSION PANEL	CAMO PATTERN - PURPLE (EXTERIOR)	
G-326	G-326-D-M01-CUSTOM SIZE	MURAL - INTERIOR	CAMO PATTERN - PURPLE	INTERIOR - ADJACENT TO DRINK STATION

ARTWORK SCHEDULE

C

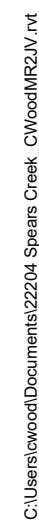


329 PATIO COLUMNS. SEE STRUCTURAL DRAWINGS
330 PREFINISHED GUTTER AND DOWNSPOUTS
331 PATIO RAILING & POSTS, BY GC, SUPPLIED
THROUGH VENDOR. VENDOR TO PROVIDE SHOP
DRAWINGS
332 PATIO ROOF BEAM - REFER TO STRUCTURAL
DRAWINGS
333 PATIO ROOF - REFER TO EXTERIOR ELEVATIONS
FOR FINISHES
334 VENT/LOUVER WITH INSECT SCREEN
335 REVEAL; PROVIDE COMPONENTS BY PANEL MFR.
401 BUILDING SIGN BY VENDOR. REQUIRES
ELECTRICAL, SEE ELECTRICAL PLANS.
402 METAL CANOPIES BY VENDOR. REQUIRES
ELECTRICAL, SEE ELECTRICAL PLANS.
403 EXTERIOR LIGHT FIXTURE. SEE ELECTRICAL
DRAWINGS
404 DRIVE THRU WINDOW. SEE SHEET A.0 AND A.1.
408 ASSUME D/T LANE SURFACE IS 6" BELOW THE
FINISH FLOOR. REFER TO GRADING & SITE PLAN
409 CONCRETE CURB.
410 OVERFLOW SCUPPER.

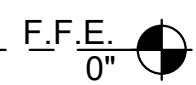
KEY NOTES

B

CAUTION: IF THIS SHEET IS NOT 22"x34" IT IS A REDUCED PRINT



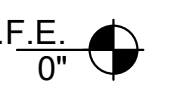
D



C



B

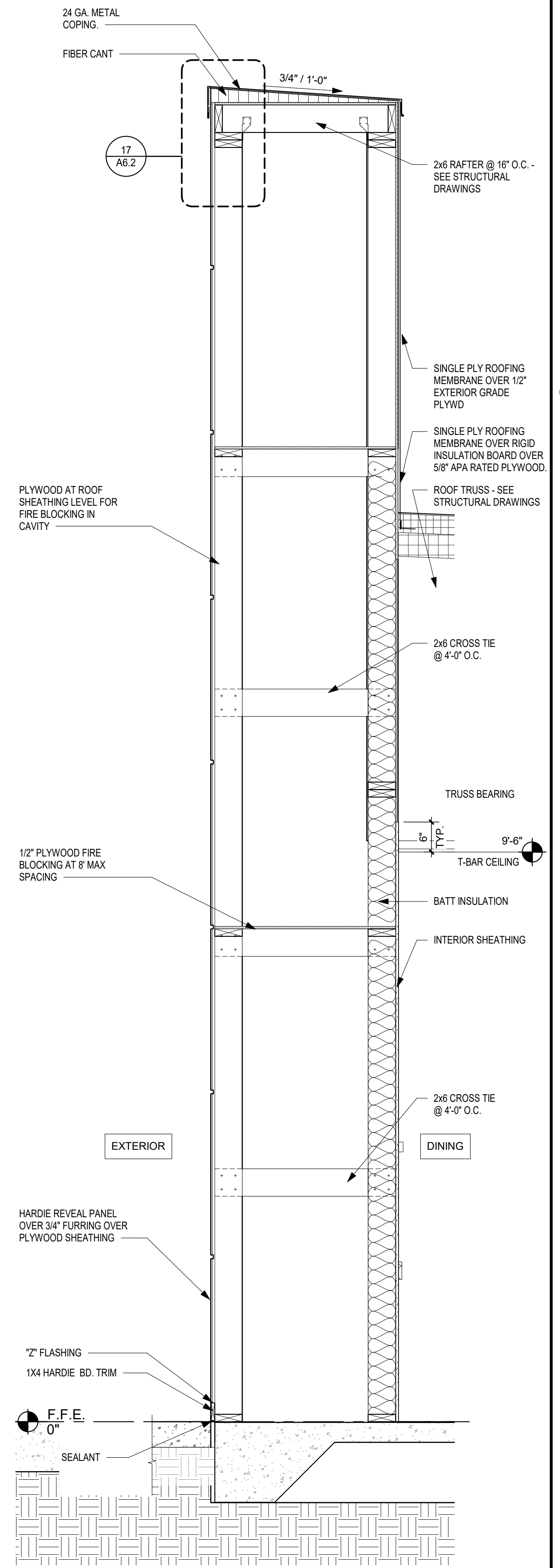


A

CAUTION: IF THIS SHEET IS NOT 22"x34" IT IS A REDUCED PRINT

CONTRACT DATE:	03/31/2022
BUILDING TYPE:	END. MED 40
PLAN VERSION:	SEPT. 2021
BRAND DESIGNER:	
SITE NUMBER:	315669
ENTITY NUMBER:	458169
PA/PM:	
DRAWN BY.:	
JOB NO.:	22204

PLOT DATE: 5/18/2022 2:21:47 PM



WALL SECTION 3/4" = 1'-0"

CAUTION: IF THIS SHEET IS NOT 22"x34" IT IS A REDUCED PRINT

CONTRACT DATE:	03/31/2022
BUILDING TYPE:	END. MED 40
PLAN VERSION:	SEPT. 2021
BRAND DESIGNER:	
SITE NUMBER:	315669
ENTITY NUMBER:	458169
PA/PM:	
DRAWN BY.:	
JOB NO.:	22204

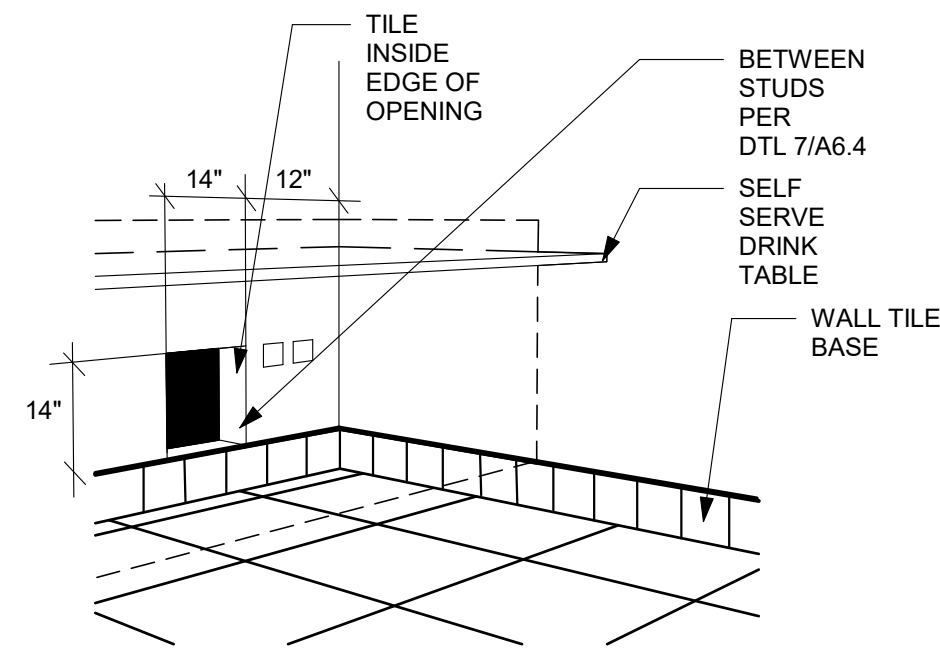


A5.2

PLOT DATE: 5/18/2022 2:21:52 PM



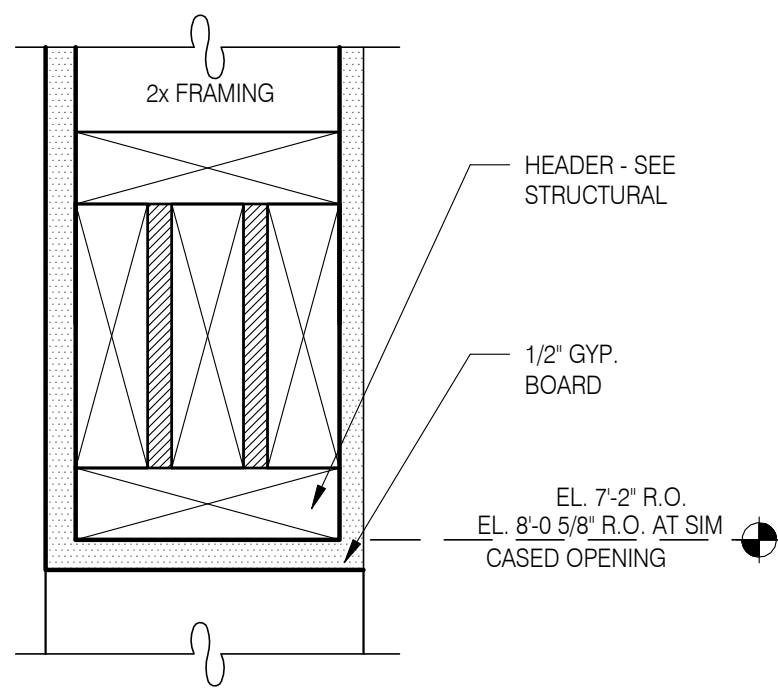
CAUTION: IF THIS SHEET IS NOT 22"x34" IT IS A REDUCED PRINT



WALL PASS THRU

N.T.S.

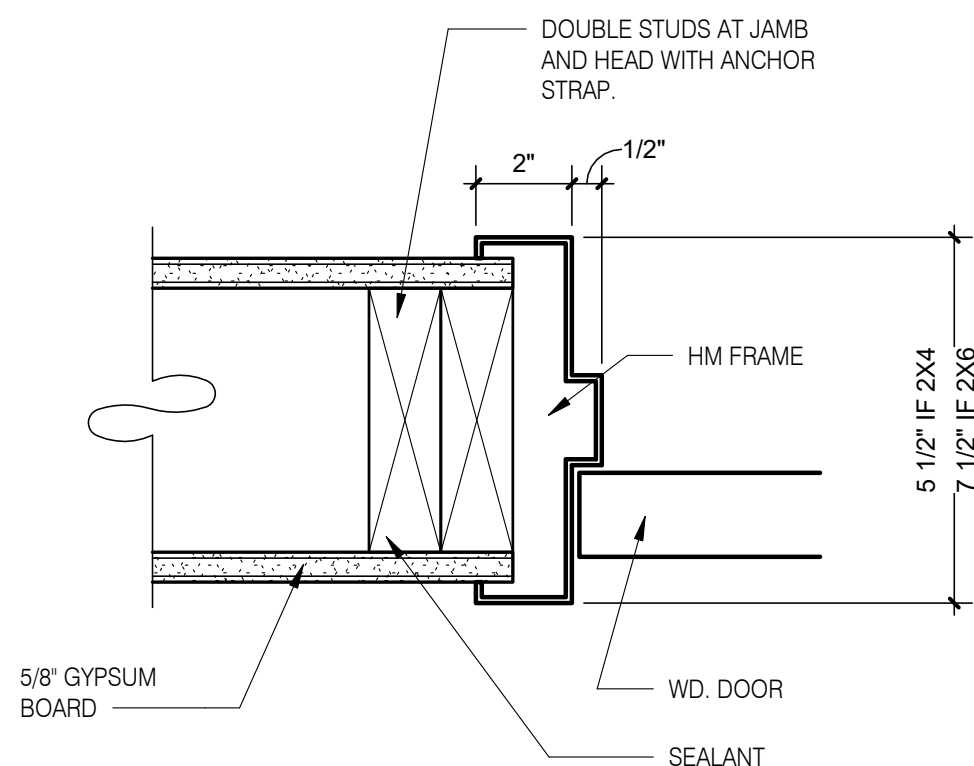
8



CASED OPENING DETAIL

N.T.S.

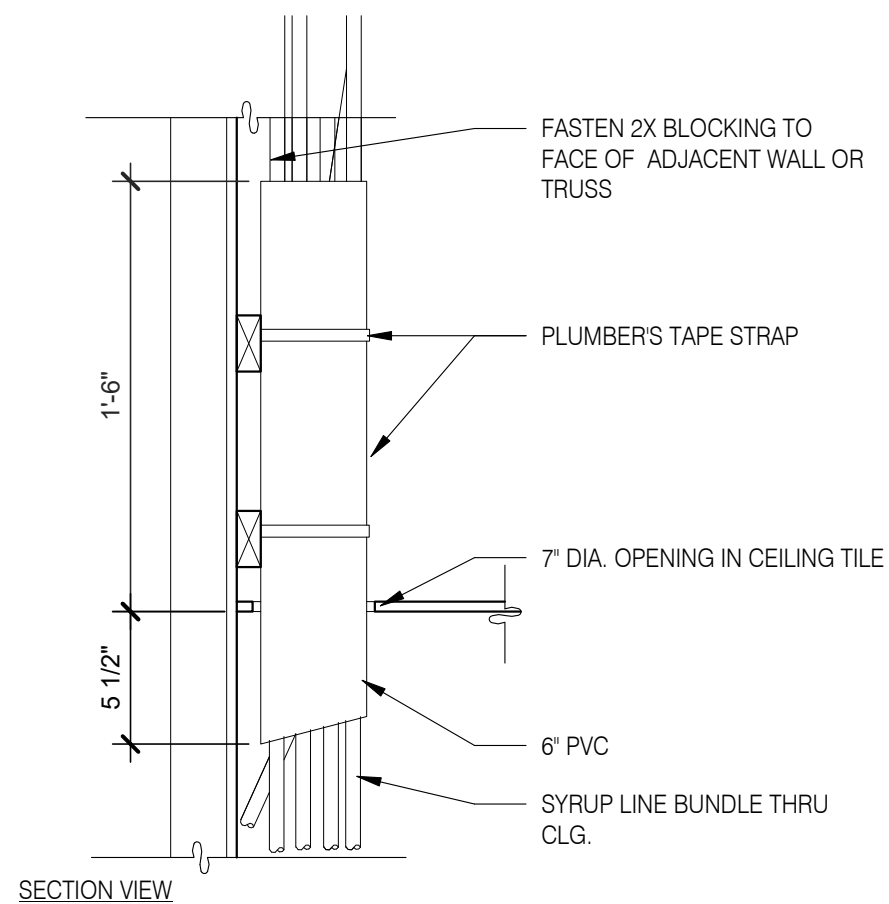
5



HEAD/JAMB @ H.M. DOOR

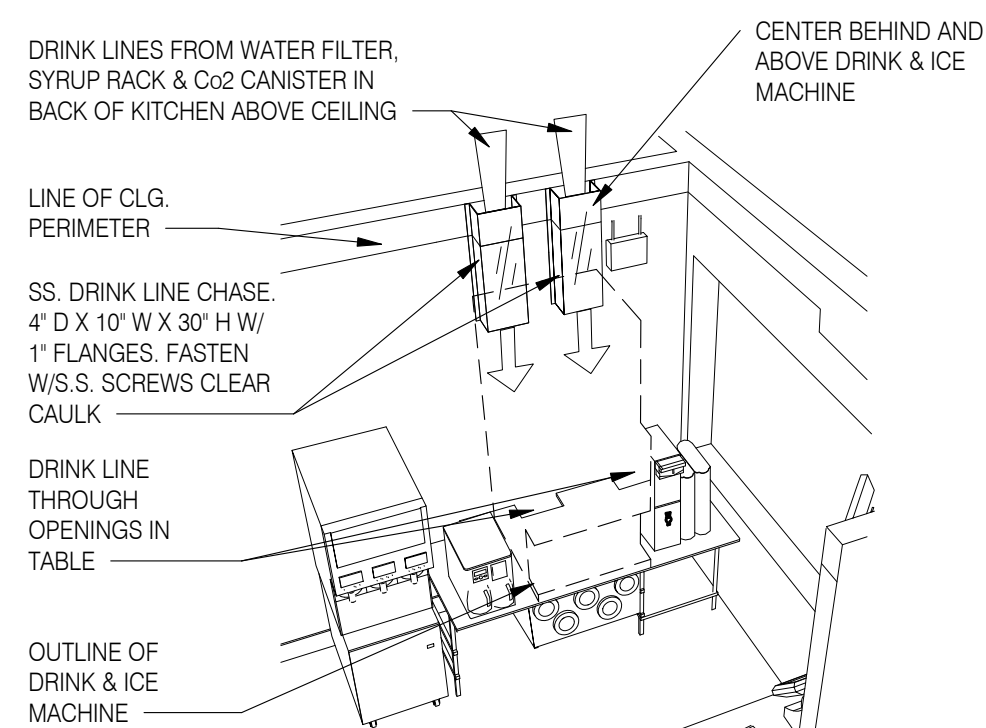
N.T.S.

6



SYRUP BUNDLE CLG.1 1 1/2" = 1'-0"

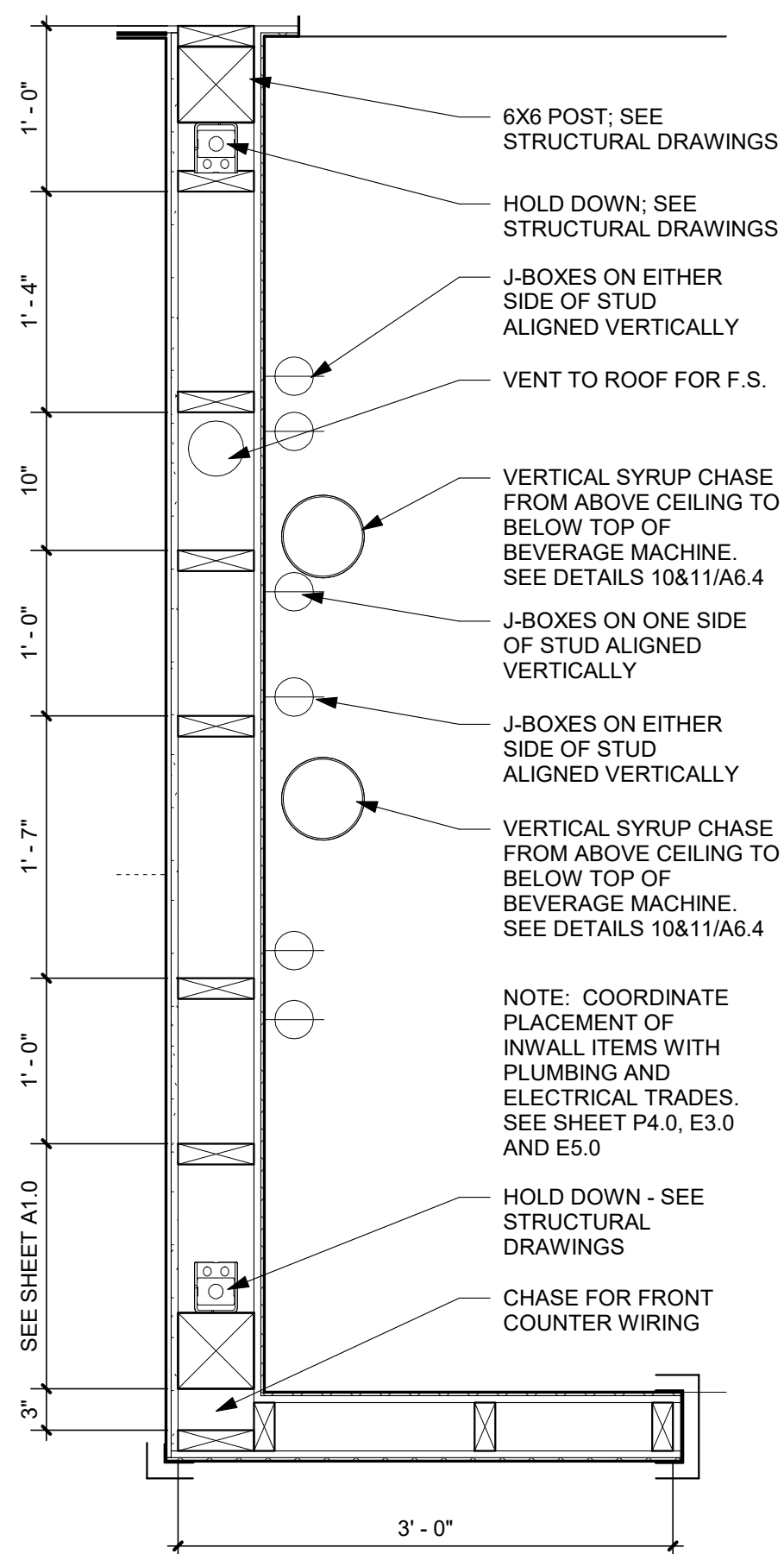
10



NOTE: SEE DETAIL 8/P6.0 DRINK SYSTEM SCHEMATIC
& DETAIL 6/P6.0 AND 7/P6.0 FOR DRINK LINES

SYRUP CHASE ON WALL 1 1/2" = 1'-0"

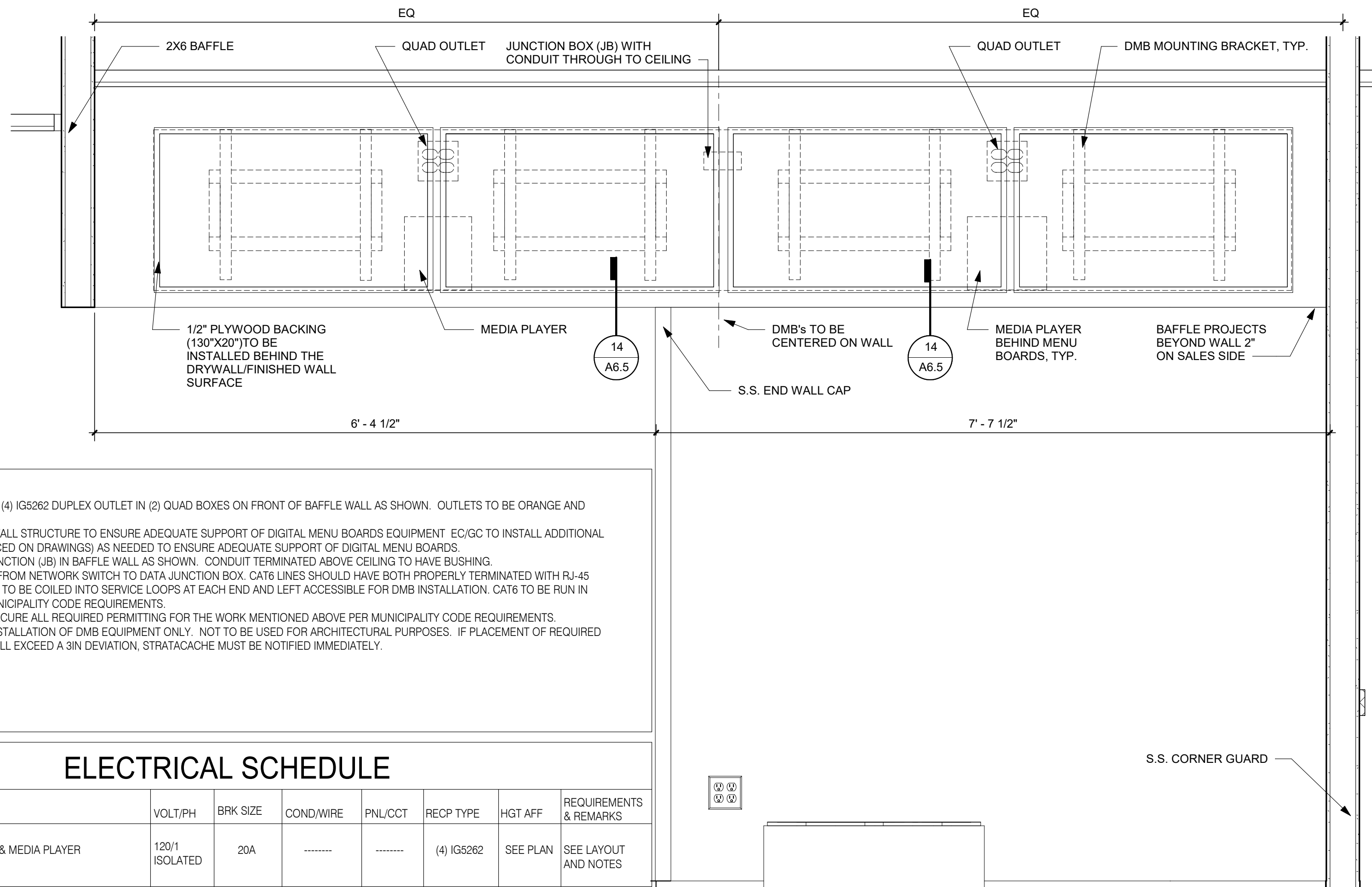
11



INTERIOR CHASE WALL

$$1'' = 1' - 0''$$

7



S.S. CORNER GUARD


NOTES:

1. E/C/G TO INSTALL A TOTAL OS (4) G56262 DUPLEX OUTLET IN (2) QUAD BOXES ON FRONT OF BAFFLE WALL AS SHOWN. OUTLETS TO BE ORANGE AND STRAIGHT BLADE.
2. E/C/G TO EVALUATE BAFFLE WALL STRUCTURE TO ENSURE ADEQUATE SUPPORT OF DIGITAL MENU BOARDS EQUIPMENT. E/C/G TO INSTALL ADDITIONAL BACKING MATERIALS (AS REFERENCED ON DRAWINGS) AS NEEDED TO ENSURE ADEQUATE SUPPORT OF DIGITAL MENU BOARDS.
3. E/C/G TO INSTALL (1) DATA JUNCTION (JB) IN BAFFLE WALL SECTION. CONDUIT TERMINATED ABOVE CEILING TO HAVE BUSHING.
4. E/C/G TO RUN (3) CAT6 LINES FROM NETWORK SWITCH TO DATA JUNCTION BOX. CAT6 LINES SHOULD HAVE BOTH PROPERLY TERMINATED WITH RJ-45 CONNECTORS AND BE COILED INTO SERVICE LOOPS AT EACH END AND LEFT ACCESSIBLE FOR DMB INSTALLATION. CAT6 TO BE RUN IN ACCORDANCE WITH ALL LOCAL MUNICIPALITY CODE REQUIREMENTS.
5. E/C/G SHALL ACQUIRE AND SECURE ALL REQUIRED PERMITTING FOR THE WORK MENTIONED ABOVE PER MUNICIPALITY CODE REQUIREMENTS.
6. DRAWING PROVIDED IS FOR INSTALLATION OF DMB EQUIPMENT ONLY. NOT TO BE USED FOR ARCHITECTURAL PURPOSES. IF PLACEMENT OF REQUIRED ELEMENTS CANNOT BE MET AND WILL EXCEED A 3% DEVIATION, STRATACASTE MUST BE NOTIFIED IMMEDIATELY.

JB = JUNCTION BOX
GC = GENERAL CONTRACTOR
EC = ELECTRICAL CONTRACTOR

ELECTRICAL SCHEDULE

QTY	DESCRIPTION	VOLT/PH	BRK SIZE	COND/WIRE	PNL/CCT	RECP TYPE	HGT AFF	REQUIREMENTS & REMARKS
4	MENU BOARD - DIGITAL & MEDIA PLAYER	120/1 ISOLATED	20A	-----	-----	(4) IG5262	SEE PLAN	SEE LAYOUT AND NOTES



05.19.22

[illegible]

CONTRACT DATE:	03/31/2022
BUILDING TYPE:	END. MED 40
PLAN VERSION:	SEPT. 2021
BRAND DESIGNER:	
SITE NUMBER:	315669
ENTITY NUMBER:	458169
PA/PM:	
DRAWN BY.:	
JOB NO.:	22204

ENDEAVOR 2.0

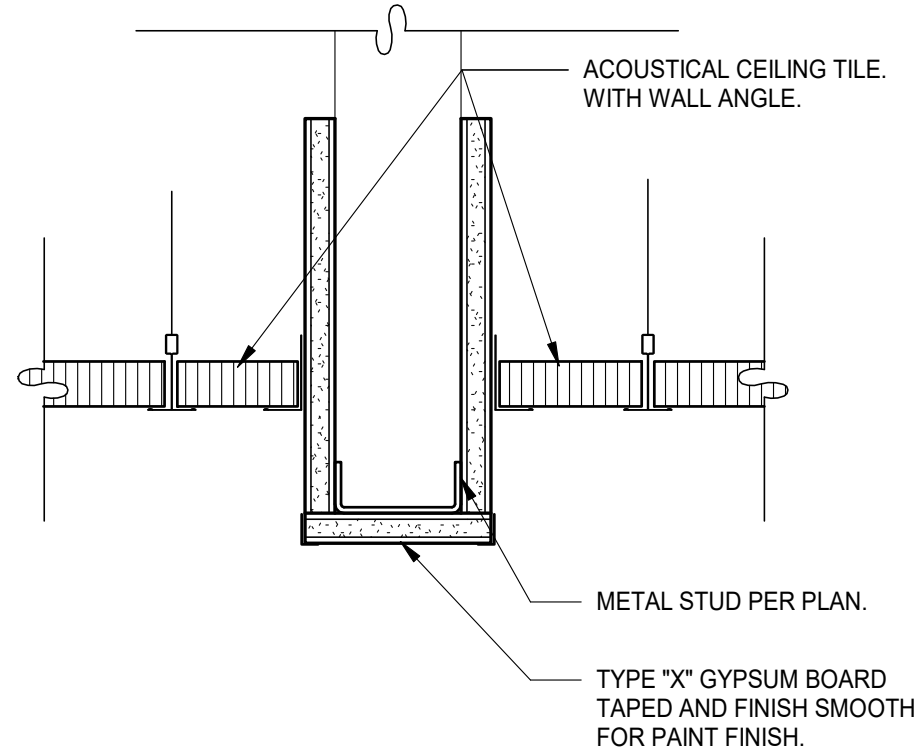
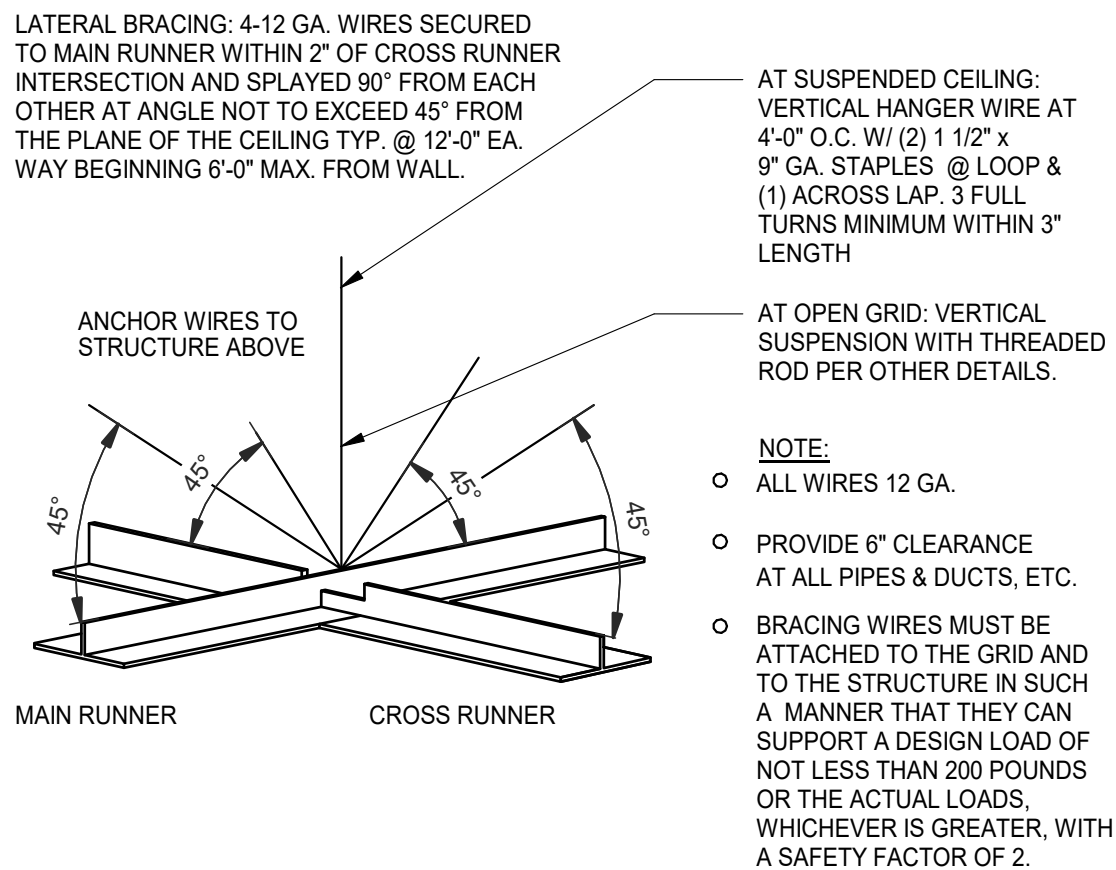
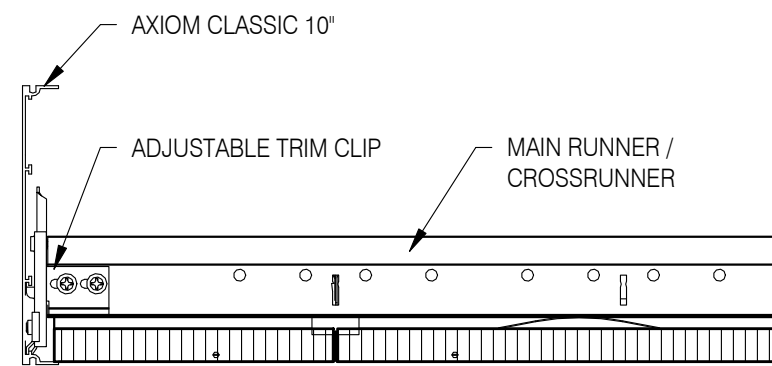
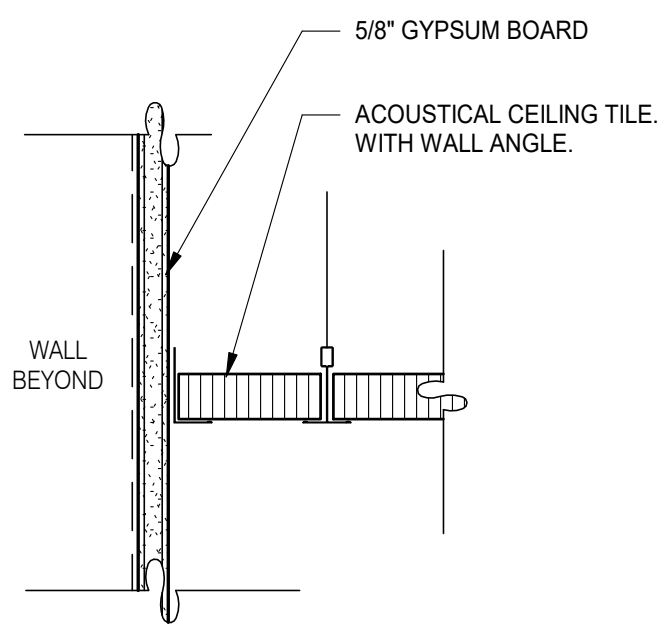
SPEARS CREEK CHURCH RD
(BY LIBERTY RIDGE DRIVE)
SOUTH CAROLINA 29229



ENDEAVOR 2.0
CONSTRUCTION
DETAILS
INTERIOR

A6.4

PLOT DATE: 5/18/2022 2:22:19 PM



MEMBER DEPTH:

(EXAMPLE: 6" = 600 X 1/100 INCHES)
ALL MEMBER DEPTHS ARE TAKEN IN 1/100
INCHES. FOR ALL "T" SECTIONS MEMBER
DEPTH IS THE INSIDE DIMENSION.

STYLE:

(EXAMPLE: STUD OR JOIST SECTION = S) —/

THE FOUR ALPHA CHARACTERS UTILIZED BY THE DESIGNATOR SYSTEM ARE:

S = STUD OR JOIST, T = TRACK, U = CHANNEL, F = FURRING

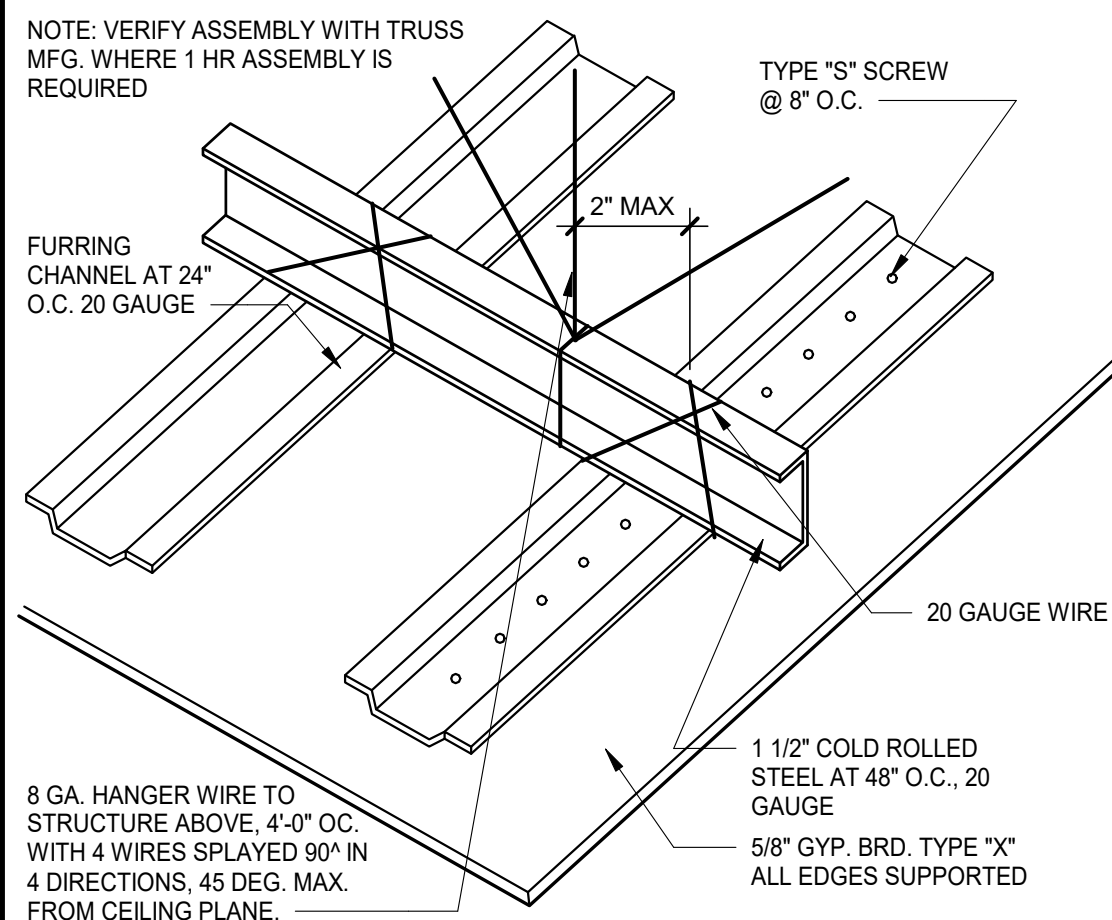
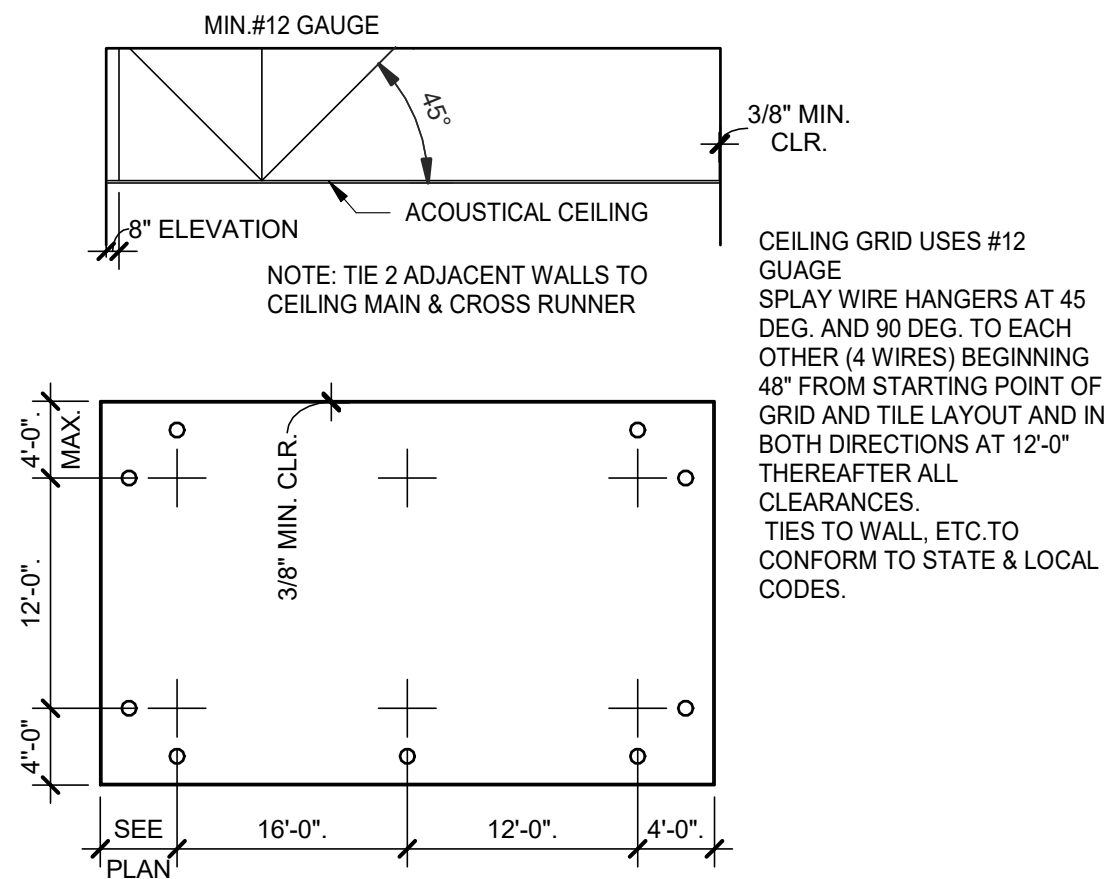
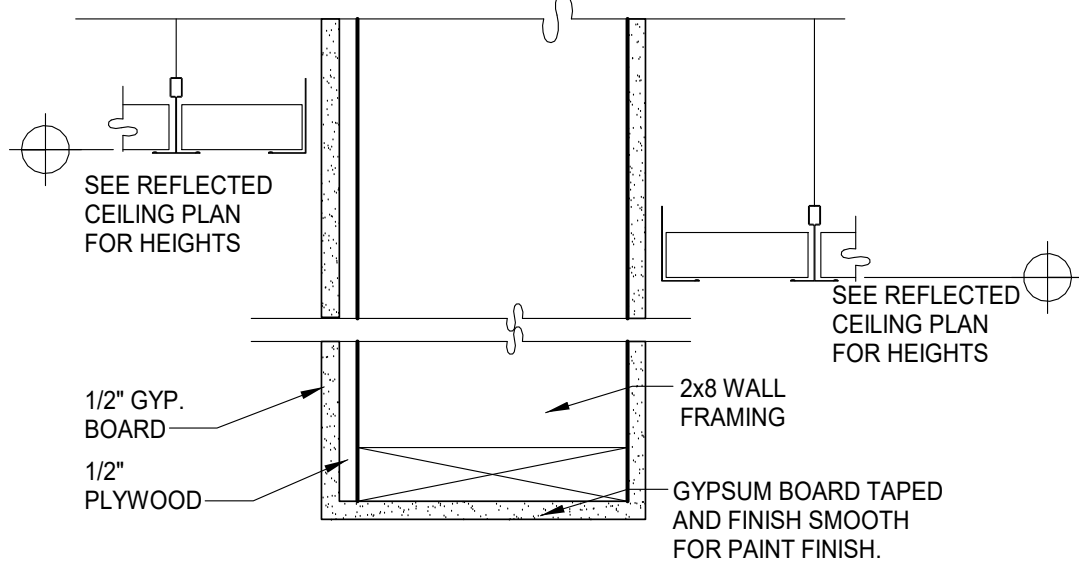
FLANGE WIDTH:

(EXAMPLE: $1 \frac{5}{8}" = 1.625" \sim 162$
X 1/100 INCHES) ALL
FLANGE
WIDTHS ARE TAKEN IN
1/100
INCHES.

MATERIAL THICKNESS

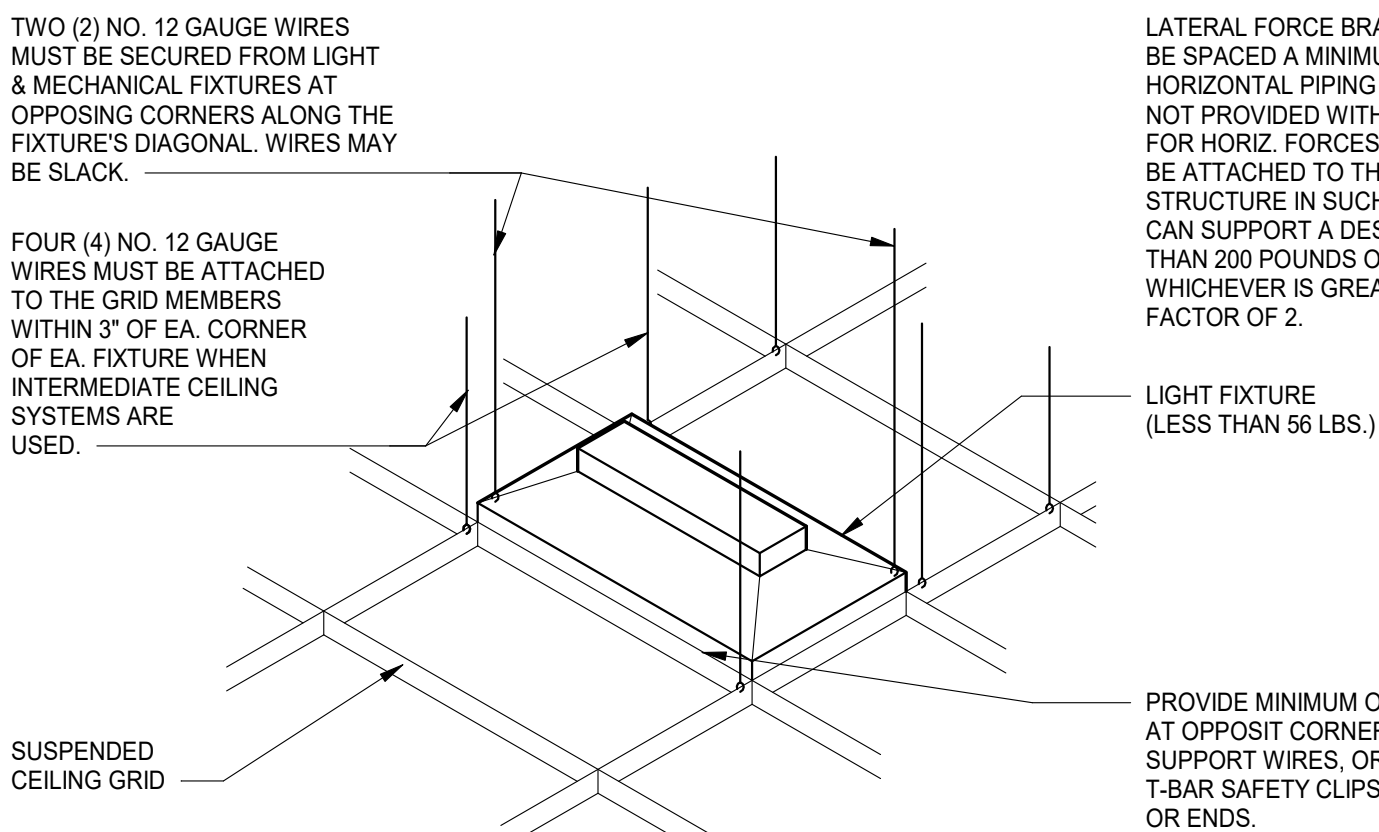
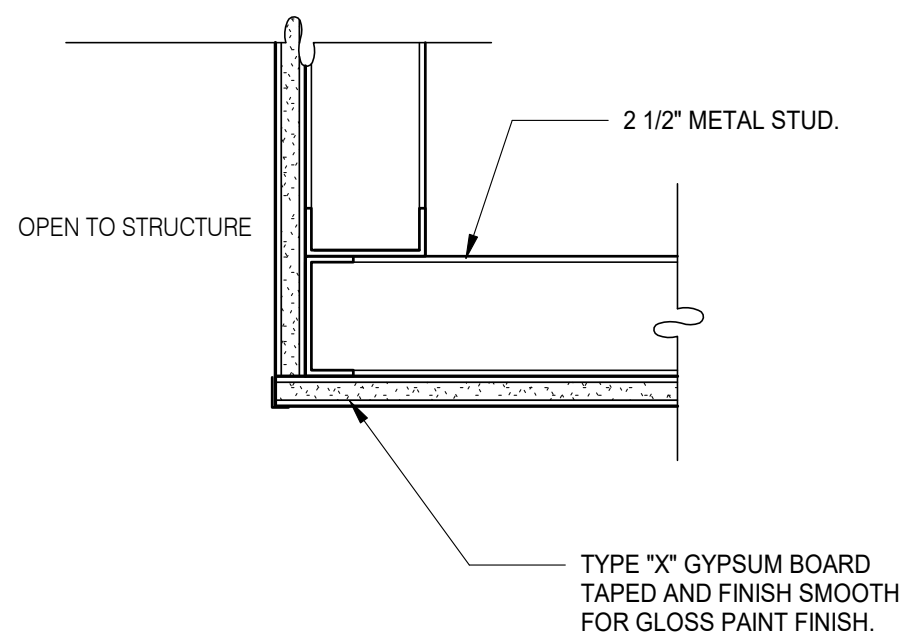
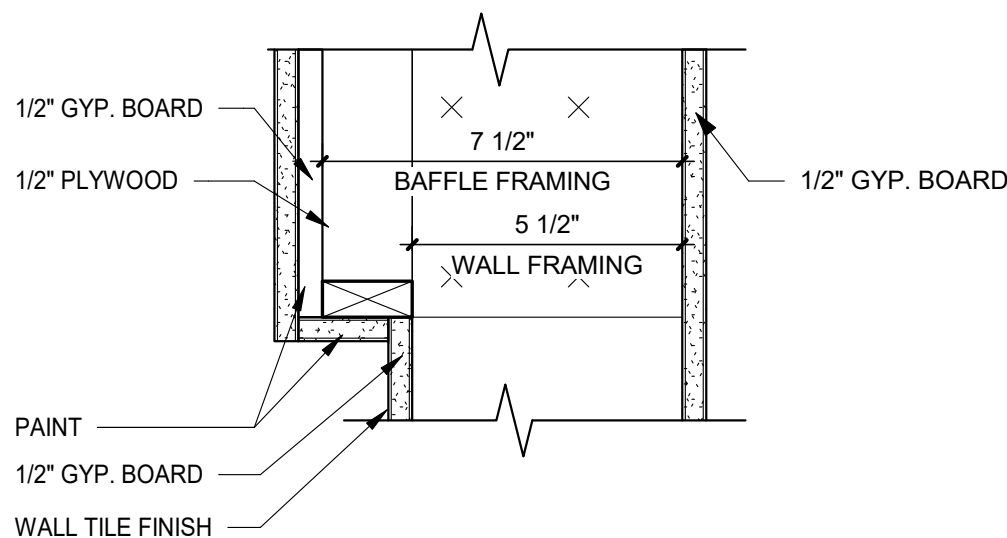
(EXAMPLE: 0.054 IN. = 54 MILS; 1 MIL = 1/1000 IN.)
MATERIAL THICKNESS IS THE MINIMUM BASE METAL THICKNESS IN MILS. MINIMUM BASE METAL THICKNESS REPRESENTS 95% OF THE DESIGN THICKNESS.

CEILING SPAN TABLE NOTES



SECTION:	(MIL)	4 PSF LATERAL SUPPORT OF COMPRESSION FLANGE UNSUPPORTED JOIST SPACING (IN.) O.C.								
		12" 16" 24"			12" 16" 24"			12" 16" 24"		
362S125	18	9'-3"	8'-7"	7'-7"	12'-8"	11'-7"	10'-0"			
362S125	27	10'-8"	9'-10"	8'-10"	15'-0"	13'-11"	12'-4"			
362S125	30	11'-0"	10'-2"	9'-1"	15'-6"	14'-4"	12'-10"			
362S125	33	11'-5"	10'-7"	9'-5"	16'-2"	14'-10"	13'-3"			
362S125	43	12'-8"	11'-8"	10'-5"	17'-9"	16'-5"	14'-8"			
362S137	27	12'-0"	11'-2"	10'-0"	17'-2"	15'-11"	14'-3"			
362S137	33	12'-11"	11'-11"	10'-8"	18'-4"	16'-11"	15'-2"			
362S137	43	14'-3"	13'-2"	11'-8"	20'-0"	18'-6"	16'-7"			
362S162	33	14'-8"	13'-7"	12'-2"	20'-10"	18'-11"	16'-6"			
362S162	43	16'-2"	14'-11"	13'-4"	22'-8"	20'-7"	18'-0"			
400S125	27	10'-11"	10'-1"	9'-1"	15'-5"	14'-3"	12'-9"			
400S125	30	11'-4"	10'-5"	9'-4"	16'-0"	14'-9"	13'-2"			
400S125	33	11'-9"	10'-10"	9'-8"	16'-7"	15'-3"	13'-8"			
400S125	43	13'-0"	12'-0"	10'-8"	18'-3"	16'-10"	15'-0"			
400S137	27	12'-4"	11'-5"	10'-3"	17'-7"	16'-4"	14'-8"			
400S137	33	13'-3"	12'-3"	10'-11"	18'-9"	17'-4"	15'-7"			
400S137	43	14'-7"	13'-6"	12'-0"	20'-7"	19'-0"	17'-0"			
400S162	33	15'-0"	13'-11"	12'-6"	21'-5"	19'-10"	17'-9"			
400S162	43	16'-7"	15'-3"	13'-8"	23'-4"	21'-7"	19'-4"			
600S125	27	12'-5"	11'-6"	10'-4"	17'-11"	16'-6"	14'-9"			
600S125	30	12'-9"	11'-10"	10'-8"	18'-5"	17'-1"	15'-3"			
600S125	33	13'-2"	12'-3"	11'-0"	18'-11"	17'-7"	15'-10"			
600S125	43	14'-6"	13'-4"	11'-11"	20'-6"	19'-0"	17'-0"			
600S137	33	14'-11"	13'-9"	12'-5"	21'-5"	19'-10"	17'-10"			
600S137	43	16'-3"	15'-0"	13'-5"	23'-1"	21'-5"	19'-3"			
600S162	33	16'-11"	15'-8"	14'-1"	24'-5"	22'-8"	20'-5"			
600S162	43	18'-5"	17'-0"	15'-3"	26'-4"	24'-4"	21'-11"			

NOTE: ALL JOIST INFORMATION IS BASED ON STEEL STUD MANUFACTURERS ASSOCIATION (SSMA) ICC ESR-3064P




LATERAL FORCE BRACING MEMBERS MUST BE SPACED A MINIMUM OF 6" FROM ALL HORIZONTAL PIPING OR DUCT WORK THAT IS NOT PROVIDED WITH BRACING RESTRAINTS FOR HORIZ. FORCES. BRACING WIRES MUST BE ATTACHED TO THE GRID AND TO THE STRUCTURE IN SUCH A MANNER THAT THEY CAN SUPPORT A DESIGN LOAD OF NOT LESS THAN 200 POUNDS OR THE ACTUAL LOADS, WHICHEVER IS GREATER, WITH A SAFETY FACTOR OF 2.

LIGHT FIXTURE
(LESS THAN 56 LBS.)

PROVIDE MINIMUM OF 2 SCREWS
AT OPPOSIT CORNERS OF
SUPPORT WIRES, OR SCREW ON
T-BAR SAFETY CLIPS AT SIDES
OR ENDS.

ALLOWABLE CEILING SPANS-L/240 12" = 1'-0"

PROJECT #22204



05.19.22

[illegible]

CONTRACT DATE: 03/31/2022

BUILDING TYPE: END. MED 40

PLAN VERSION: SEPT. 2021

BRAND DESIGNER

SITE NUMBER: 315669

ENTITY NUMBER: 458169

PA/PM:

DRAWN BY.:

JOB NO.: 22204

ENDEAVOR 2.0

SPEARS CREEK CHURCH RD
(BY LIBERTY RIDGE DRIVE)
SOUTH CAROLINA 29229



ENDEAVOR 2.0

CEILING DETAILS

A6.5

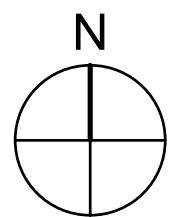
PLOT DATE: 5/18/2022 2:22:24 PM

CONTRACT DATE: 03/31/2022
BUILDING TYPE: END. MED 40
PLAN VERSION: SEPT. 2021
BRAND DESIGNER:


ENDEAVOR 2.0
SPEARS CREEK CHURCH RD
(BY LIBERTY RIDGE DRIVE)
SOUTH CAROLINA 29229



PLOT DATE: 5/18/2022 2:22:35 PM



FLOOR FINISH PLAN 1/4" = 1'-0"

A.  DENOTES FINISH MATERIAL. REFER TO SHT A7.2 FOR FINISHES

B. TILE JOINT (U.O.N.):
1. QUARRY FLOOR TILE: 1/4"
2. PORCELAIN FLOOR TILE: 3/16"
3. GLAZED WALL TILE: 1/8"
4. BASE, TRIM AND ACCESSORIES: MATCH ADJOINING TILE UNITS

C. TILE INSTALLATIONS REQUIRE MANUFACTURERS STANDARD MOLDED CORNERS AT BOTH INSIDE AND OUTSIDE CORNERS.

D. ALL BASE TILE SHALL BE SANITARY COVE STYLE WITH 3/8" MIN RADIUS UNLESS NOTED OTHERWISE.

E. SEE SCOPE OF WORK SHEETS FOR RESPONSIBILITIES.

F. PROVIDE CLEAR SILICONE CAULK WHERE FRP STOPS AT TOP OF COVE BASE.

G. TILE CHIPPING AROUND CORE DRILL HOLES FOR SEATING FIXTURE WILL NOT BE ACCEPTED.

501 FACTORY FLOOR FINISH (GALV STL)/W/INTEGRAL COVE BASE.
502 6" COVE TILE BASE. SEE DETAIL.
503 6" SANITARY COVE TILE BASE. SEE DETAILS.
504 PROVIDE FLOOR TILE INSIDE WALK-IN COOLER (NO TILE OR BASE IN
FREEZER). FLOOR FLOOR TILE IN COOLERS TO DRAIN TO KITCHEN.
COORDINATE WITH COOLER WALL CONFIGURATION.
505 NO BASE TILE BEHIND W-059 FOR WALK-IN COOLER/FREEZER.
506 ALIGN FLOOR TILE TRANSITION WITH FACE OF WALL.
507 FLOOR FLOOR TILE FOR FLUSH TRANSITION.
508 START POINT FOR FLOOR TILE.
509 METAL BASE IN COOLER; SEE SCOPE OF WORK. SEE DETAIL..
510 REFER TO STRUCTURAL DRAWINGS FOR CONCRETE FLOOR SLOPES
AROUND FLOOR DRAINS.
511 RAMP UP AT FREEZER THRESHOLD.
512 SANITARY TILE BASE IN RESTROOM.
513 FLOOR DRAIN, CLEAN OUT OR FLOOR SINK - REFER TO PLUMBING FOR
DETAILS.

NOT USED

FLOOR FINISH NOTES

KEY NOTES

B

[illegible]

CONTRACT DATE: 03/31/2022

BUILDING TYPE: END. MED 40

PLAN VERSION: SEPT. 2021

BRAND DESIGNER:

SITE NUMBER: 315669

ENTITY NUMBER: 458169

PA/PM:

DRAWN BY.:

JOB NO.: 22204

ENDEAVOR 2.0

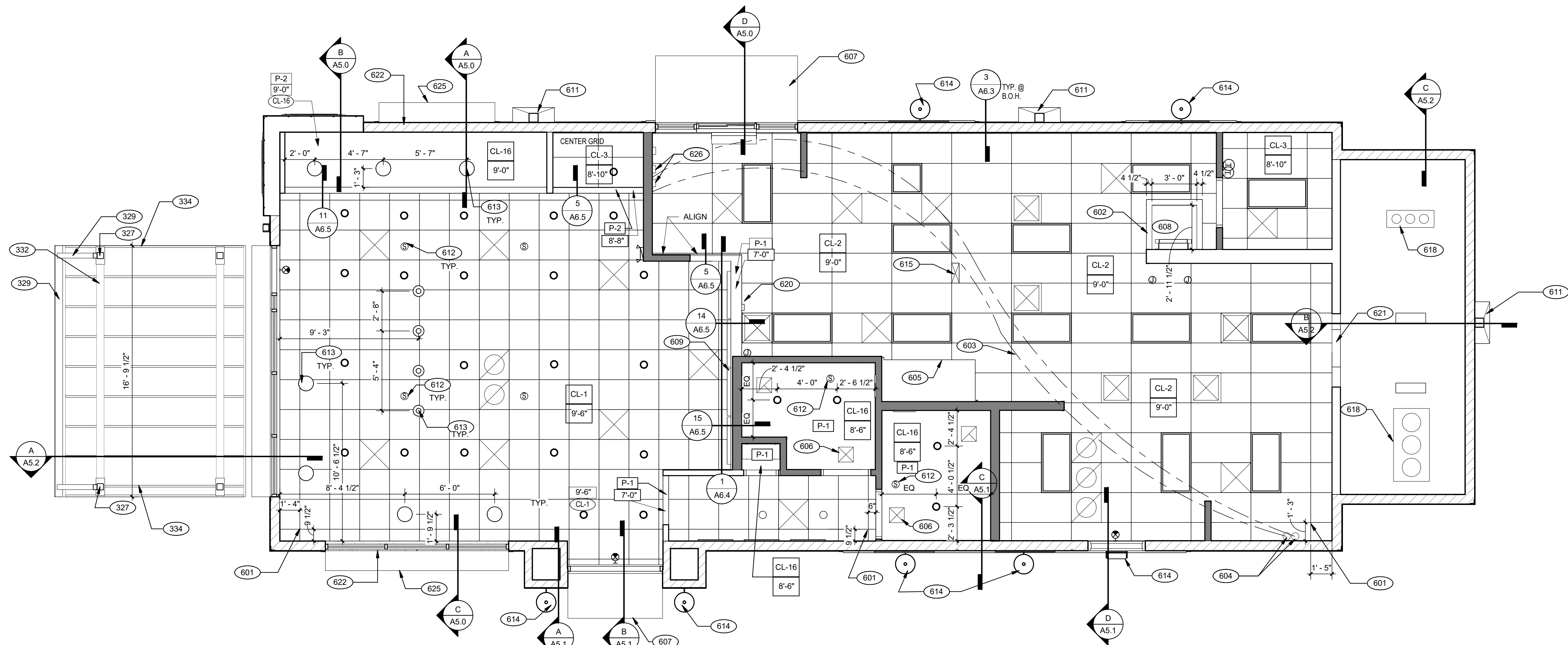
SPEARS CREEK CHURCH RD
(BY LIBERTY RIDGE DRIVE)
SOUTH CAROLINA 29229



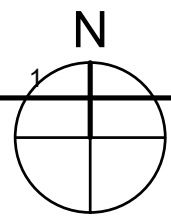
ENDEAVOR 2.0
REFLECTED
CEILING PLAN

A7.1

PLOT DATE: 5/18/2022 2:22:42 PM





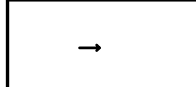













DESIGNER NOTE:
WHEN A FIRE ALARM IS REQUIRED BY THE AHJ USE THE FOLLOWING:
MANUFACTURER: HONEYWELL
SYSTEM: SILENT KNIGHT FARENHYT
MODEL: IFP-100



RCP $1/4'' = 1'-0''$

1

	1'-0" x 4'-0" LED TROFFER		EXIT LIGHT (WALL MOUNTED)
	2'-0" x 4'-0" LED TROFFER		EXIT LIGHT (CEILING MOUNTED)
	2'-0" x 4'-0" LED LIGHT FIXTURE		EXTERIOR WALL FIXTURE
	DOWNLIGHT @ WALK-IN (BY WALK-IN MFR.)		SPEAKER - CENTER ON CEILING TILE
	PENDANT FIXTURE.		12" EXHAUST FAN
	DOWNLIGHT - CENTER ON CEILING TILE		HVAC RETURN GRILLE
	EMERGENCY LIGHT		HVAC SUPPLY DIFFUSER
			BACK DOOR SECURITY STROBE LIGHT
			OCCUPANCY SENSOR, CEILING MOUNTED

CEILING SYMBOL LEGEND

D


REFLECTED CEILING PLAN NOTES

C

KEY NOTES

E

CAUTION: IF THIS SHEET IS NOT 22"x34" IT IS A REDUCED PRINT



05.19.22

[illegible]

CONTRACT DATE:	03/31/2022
BUILDING TYPE:	END. MED 40
PLAN VERSION:	SEPT. 2021
BRAND DESIGNER:	
SITE NUMBER:	315669
ENTITY NUMBER:	458169
PA/PM:	
DRAWN BY.:	
JOB NO.:	22204

ENDEAVOR 2.0
SPEARS CREEK CHURCH RD
(BY LIBERTY RIDGE DRIVE)
SOUTH CAROLINA 29229



ENDEAVOR 2.0 FINISH SCHEDULE

A7.2

PLOT DATE: 5/18/2022 2:22:45 PM

FINISH LEGEND						
SYMBOL	MANUFACTURER	STYLE	COLOR	SIZE	GROUT	COMMENTS
CEILING						
CL-1	USG	ACT SYSTEM, USG RADAR, CLIMAPLUS PERFORMANCE SQ EDGE	#107 TAUPE	2X2	N/A	USG DONN BRAND DX/DXL 15/16 TEE SYSTEM, INTERMEDIATE DUTY #107 TAUPE
CL-2	USG	ACT SYSTEM, USG CLEAN ROOM ACOUSTICAL PANELS CLIMAPLUS PERFORMANCE, SQ EDGE	#050 WHITE	2x4	N/A	CLASS 100 (ISO 5) PANELS, USG DONN BRAND DX/DXL 15/16 TEE SYSTEM, INTERMEDIATE DUTY #050 WHITE
CL-3	USG	ACT SYSTEM, USG CLEAN ROOM ACOUSTICAL PANELS CLIMAPLUS PERFORMANCE, SQ EDGE	#050 WHITE	2X2	N/A	CLASS 100 (ISO 5) PANELS, USG DONN BRAND DX/DXL 15/16 TEE SYSTEM, INTERMEDIATE DUTY #050 WHITE
CL-4	USG	USG COMPASSO STANDARD	#002 SILVER SATIN	10"H PROFILE		SEE PLANS AND DETAILS FOR MORE INFO
CL-16	N/A	GYPSUM BOARD	PAINTED PER RCP			

CHAIR RAIL						
CR-1	SW	SW7043	WORLDLY GRAY	3 1/2" X 3/4"		SEMI-GLOSS

FLOOR BASE						
B-1	CMC	QUARRY	PURITAN GREY #507	6X6	MAPEI #9 GRAY, 1/8" JOINT WIDTH	KERAPOXY GROUT IEG CQ
B-2	CMC	MOTIF GREY	GREY	6X12	MAPEI, #47 CHARCOAL, 1/8" JOINT WIDTH	

FLOORING						
T-1	CMC	QUARRY	PURITAN GREY #507	6X6	MAPEI #9 GRAY, 1/8" JOINT WIDTH	KERAPOXY GROUT IEG CO
T-2	CMC	MOTIF GREY	GREY	18X18	MAPEI #47 CHARCOAL, 1/8" JOINT WIDTH	
F-1	SILKAL	ACRYLIC RESIN	QUARTZ BLEND #4			

FRP/LAMINATE						
FRP-1	MARLITE	SMOOTH SURFACE	P140 IVORY	4' X 9' X .90		COORDINATE ALL TRIM PIECES WITH FRP MFG
L-1	WILSONART	4783K FINISH 7	WHITE TIGRIS			OFFICE SHELVING LAMINATE
L-2	WILSONART	Y0664K-12	MOCHA ASH			SOFTGRAIN FINISH, FR UTILITY DOORS VERTICAL GRADE PRODUCT CODE #362 IS .028" AND HORIZONTAL GRADE PRODUCT CODE #372 IS .039"

CORNER GUARDS						
CG-1	C.S GROUP	ACROVYN VA SERIES	VA-034N #934 PEARL	3/4" X 3/4"		FOR PAINT MATCH P-1
CG-2	C.S GROUP	ACROVYN VA SERIES	VA-034N #262 DRIFTWOOD	3/4" X 3/4"		FOR PAINT MATCH CR-1 & WC-1

METAL TRANSITION						
MT-1	SCHLUTER	JOLLY	A 100 AT - SATIN NICKEL ANODIZED ALUMINUM	3/8"	N/A	TILE EDGE TRIM DETAIL 17/A6.3
MT-3	SCHLUTER	RONDEC - ALUMINUM		3/8"	N/A	TILE EDGE TRIM DETAIL 17/A6.3

SOLID SURFACE						
SS-1	CORIAN	LAVA ROCK	LAVA ROCK			COUNTERTOPS/24" DIAMETER TABLE TOP

WALL COVERING						
WC-1	WOLF GORDON	MICRO PERFORATED "RAMPART" HIGH IMPACT WALL COVERING	FOUNDATION/ PIGMENT (WGMP12172606)		RAILROAD INSTALLATION; THERE SHOULD BE NO SEAMS ALONG WALLS	1 ROLL: 80 L.F.

WALL PAINT						
P-1	SHERWIN WILLIAMS	SW7021	SIMPLE WHITE	N/A	N/A	PAINT FINISH: WALLS: EGGSHELL TRIM/BOH: SEMI-GLOSS (CHAIR RAIL) CEILING: FLAT
P-2	SHERWIN WILLIAMS	TB2603C	PURPLE	N/A	N/A	
P-3	SHERWIN WILLIAMS	SW7076	CYBER SPACE	N/A	N/A	
P-4	SHERWIN WILLIAMS	SW7005	PURE WHITE	N/A	N/A	

WALL TILE						
W-1	CMC	FORM	ICE DECO MIX	8X8	MAPEI #47 CHARCOAL, 1/8" JOINT WIDTH	RESTROOM ACCENT WALL TILE
W-2	CMC	FORM	ICE	8X8	MAPEI #47 CHARCOAL, 1/8" JOINT WIDTH	RESTROOM WALL TILE
W-3	CMC	SALVAGEWOOD	WHITEWASH	3X36	MAPEI #01 ALABASTER, 1/8" JOINT WIDTH	RUNNING BOND INSTALLATION OFFSET 25%

FINISH LEGEND		D
---------------	--	---

WESTERN STATES METAL ROOFING

JESSICA TRIER
INSIDE SALES REPRESENTATIVE
P: (602) 495-0048
D: (602) 422-2696
W: www.metalroofing.com
JESSICA@METALDECK.COM

CORIAN

DAVID GREENING
NA COMMERCIAL SALES
FOOD SERVICE/ RETAIL SEGMENT SALES LEADER
CORIAN DESIGN
(614) 975-6700
DAVID.P.GREENING@DUPONT.COM

JAMES HARDIE

MATT PETERSEN
CELL: (707)536-6271
MATTHEW.PETERSEN@JAMESHARDIE.COM

CREATIVE MATERIALS CORP

ALLISON PICHE
CLIENT SERVICES SUPERVISOR
ONE WASHINGTON SQUARE, ALBANY, NY 12205
P: (518) 452-9694
D: (518) 713-5395
APICHE@CREATIVEMATERIALSCORP.COM

SHERWIN WILLIAMS

SUNNY PATEL
NATIONAL ACCOUNT EXECUTIVE
2100 W. ORANGEWOOD AVE. SUITE 100
ORANGE, CA 92868
(619) 990-1920
SUNDEEPPKUMAR.PATEL@SHERWIN.COM

WOLF GORDON

JESSICA ROSE
(213)999-1141
JESSICA.ROSE@WOLFGORDON.COM

USG CORPORATION

TRAVIS TOMANEK
CORPORATE ACCOUNT MANAGER
(440) 541-3972
TTOMANEK@USG.COM

MARLITE

DAN EGBERS
REGION SALES MANAGER -
SPECIFICATIONS MARLITE, INC.
P: (800) 377-1221
M: (330) 260-7633
1 MARLITE DRIVE, DOVER, OH 44622
www.marlite.com
degbers@marlite.com

MAPEI

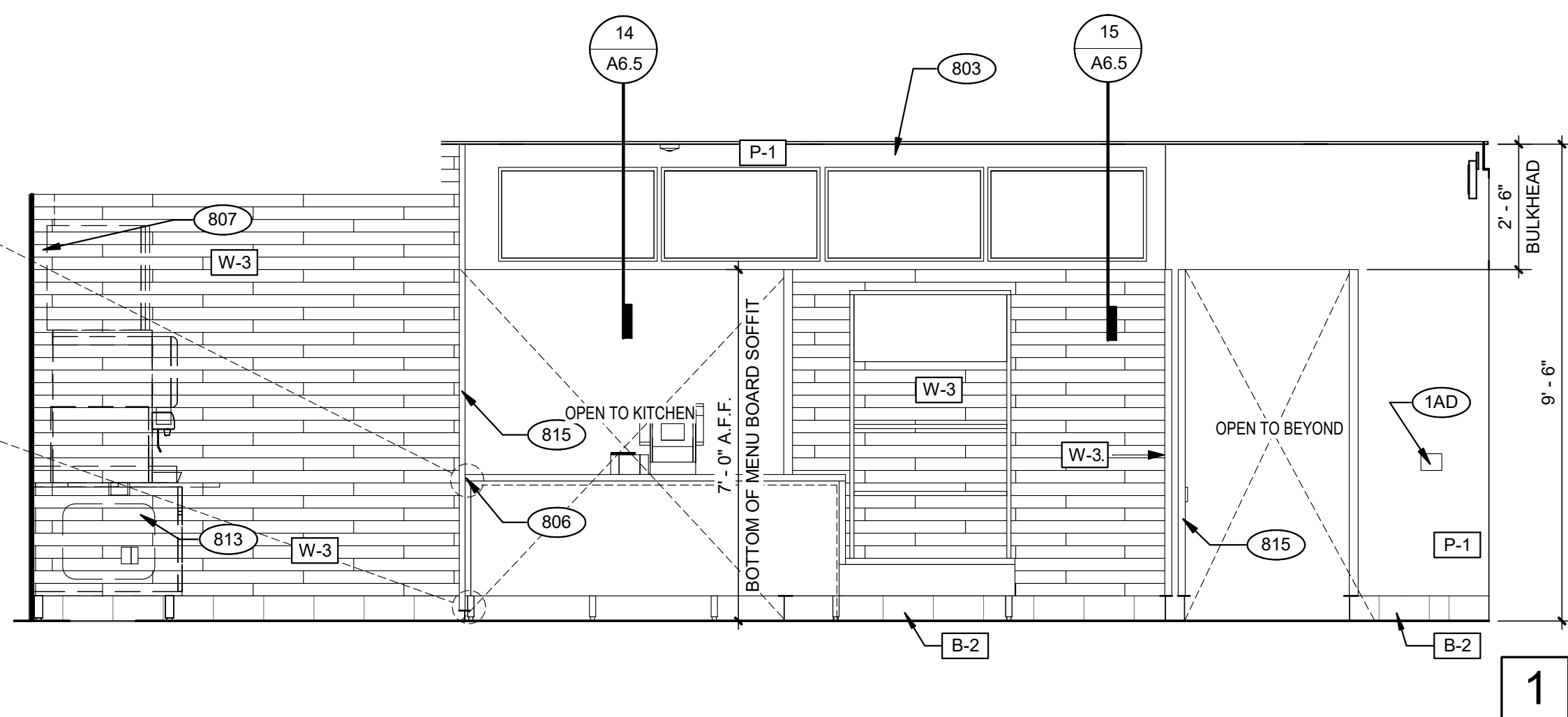
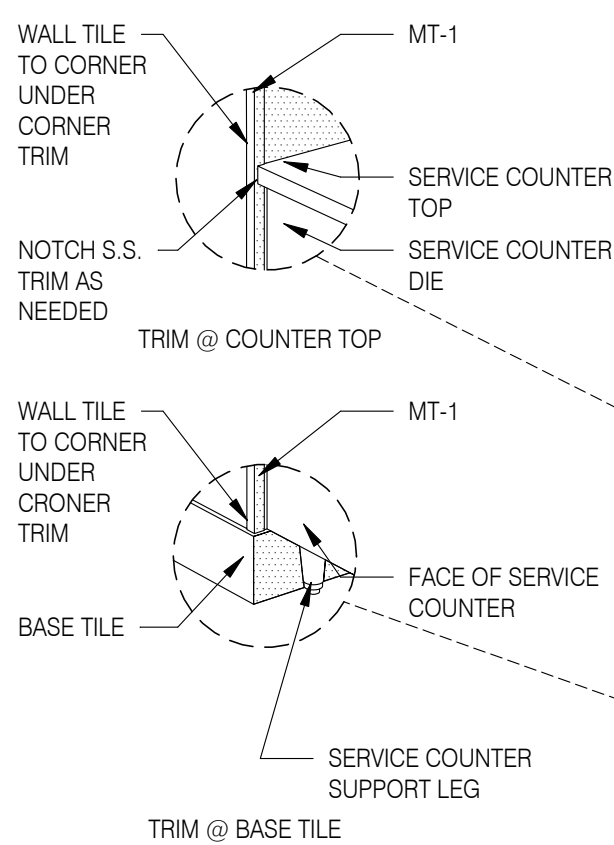
LISA FYKE
ARCHITECTURAL REPRESENTATIVE
MAPEI CORP.
(909) 247-5324
LFYKE@MAPEI.COM

FINISH CONTACTS N.T.S. **C**

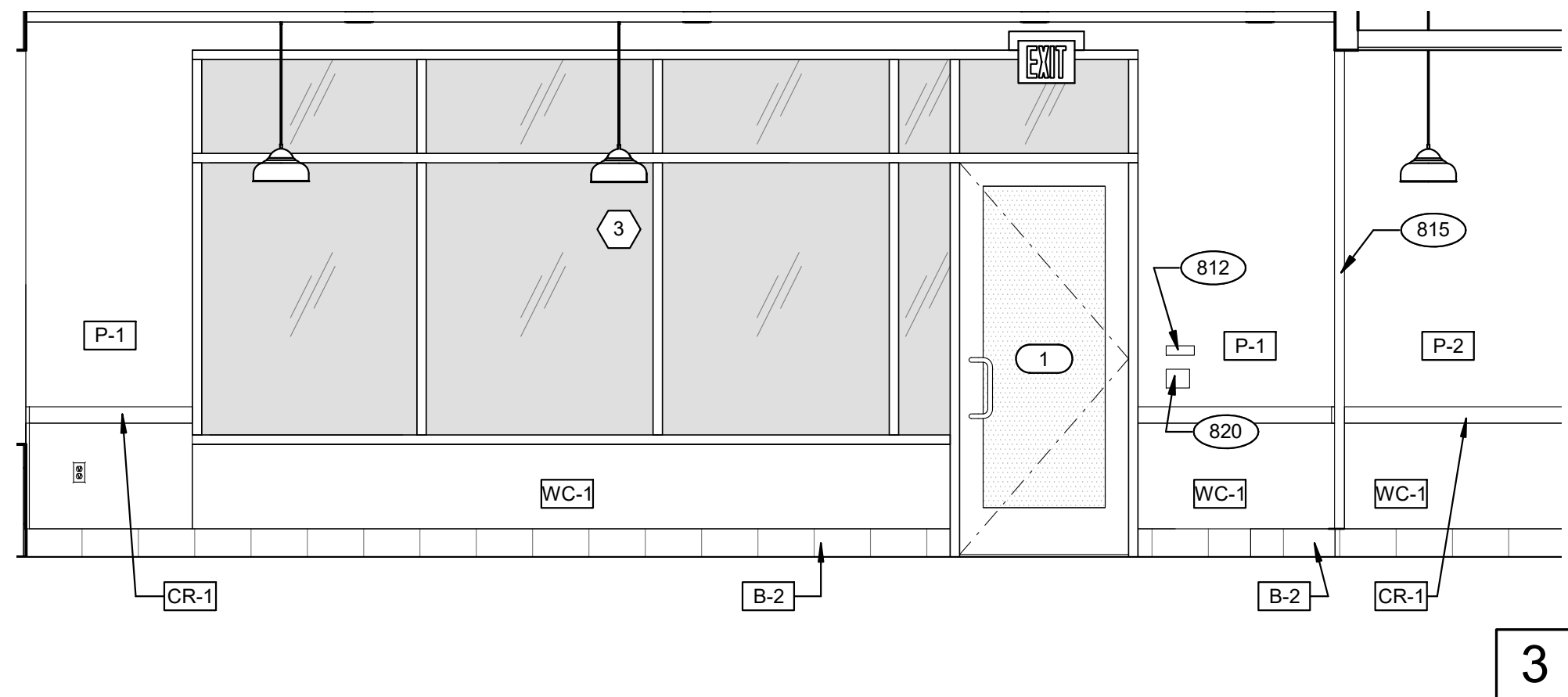
CAUTION: IF THIS SHEET IS NOT 22"x34" IT IS A REDUCED PRINT

NOT USED	A
-----------------	----------

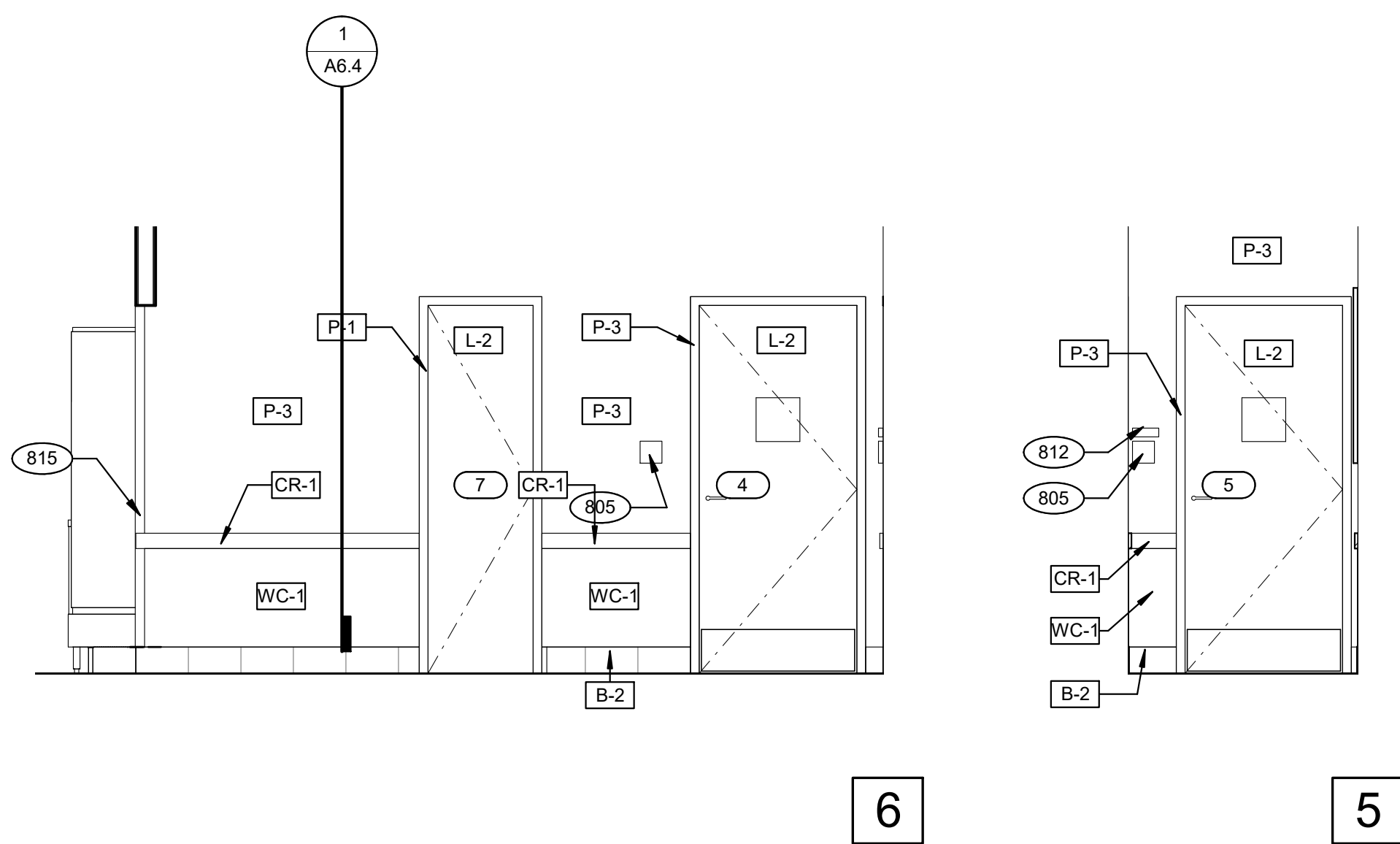
	NOT USED	B
--	-----------------	----------



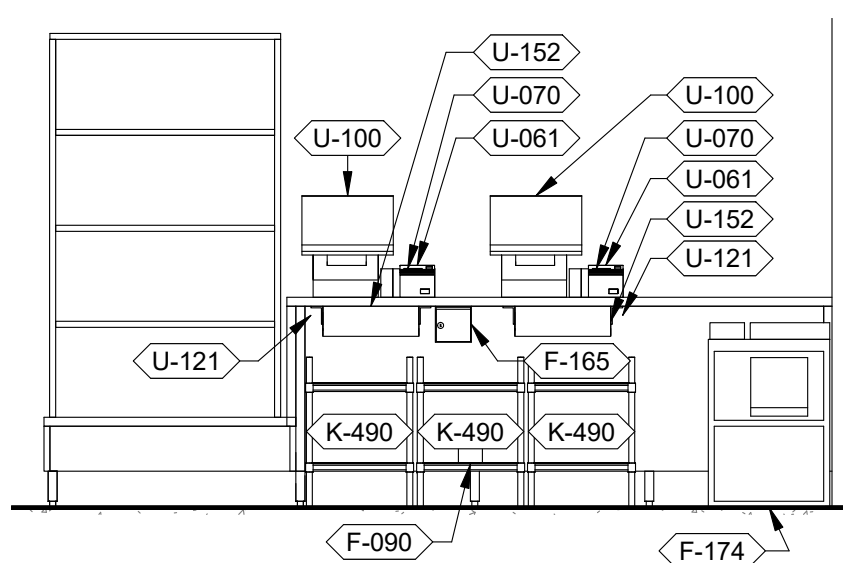
DINING 3/8" = 1'-0"



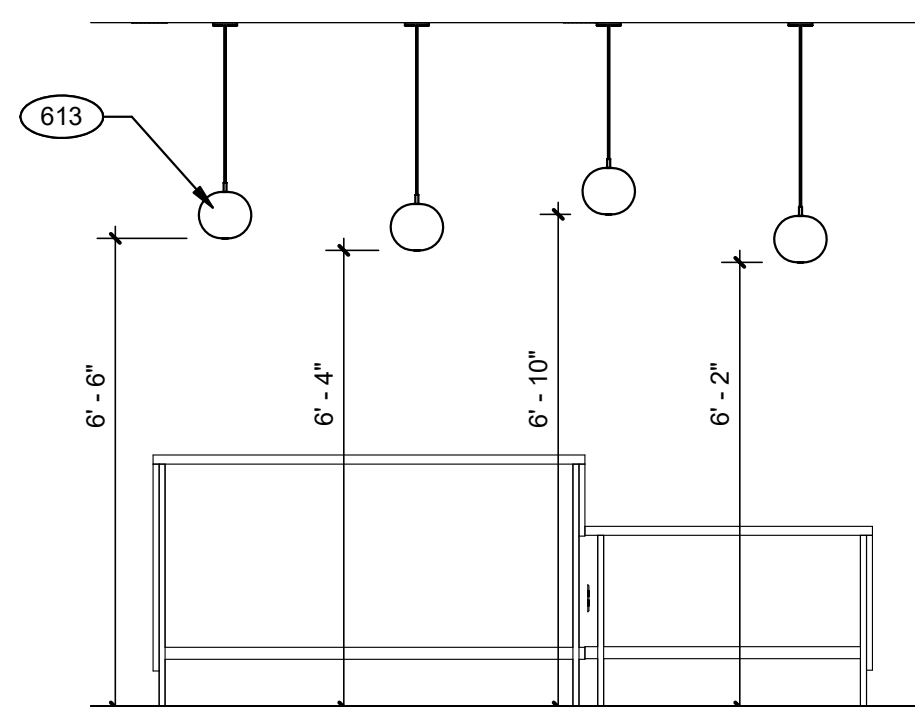
DINING 3/8" = 1'-0"



PASSAGE $3/8'' = 1'-0''$



SERVICE COUNTER - EMPLOYEE SIDE 3/8" = 1'-0"

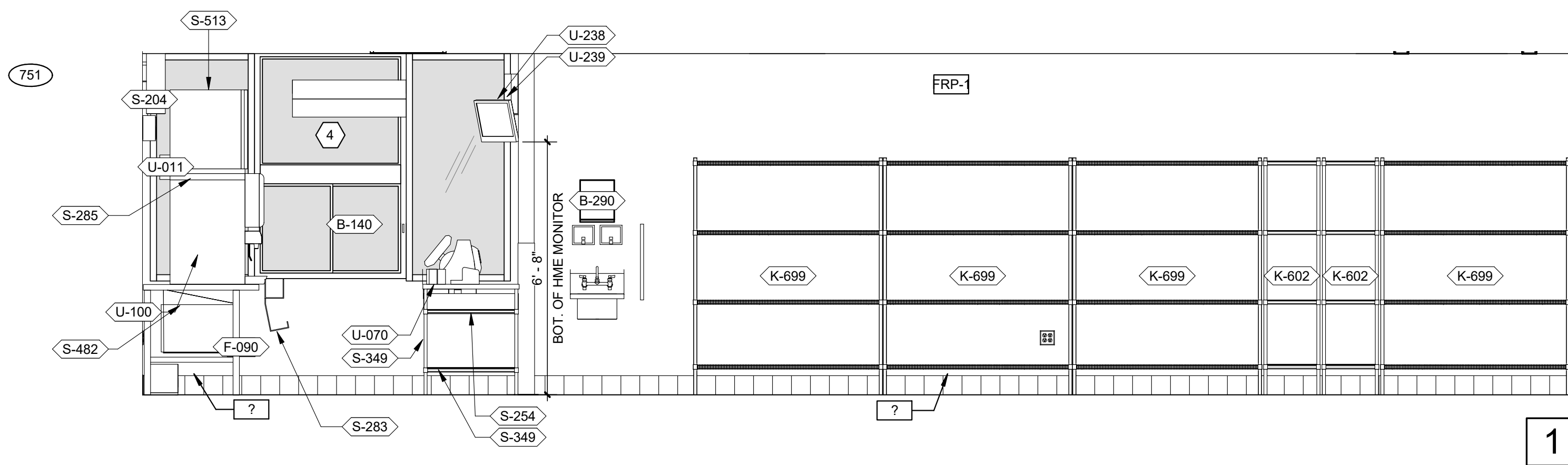

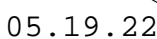
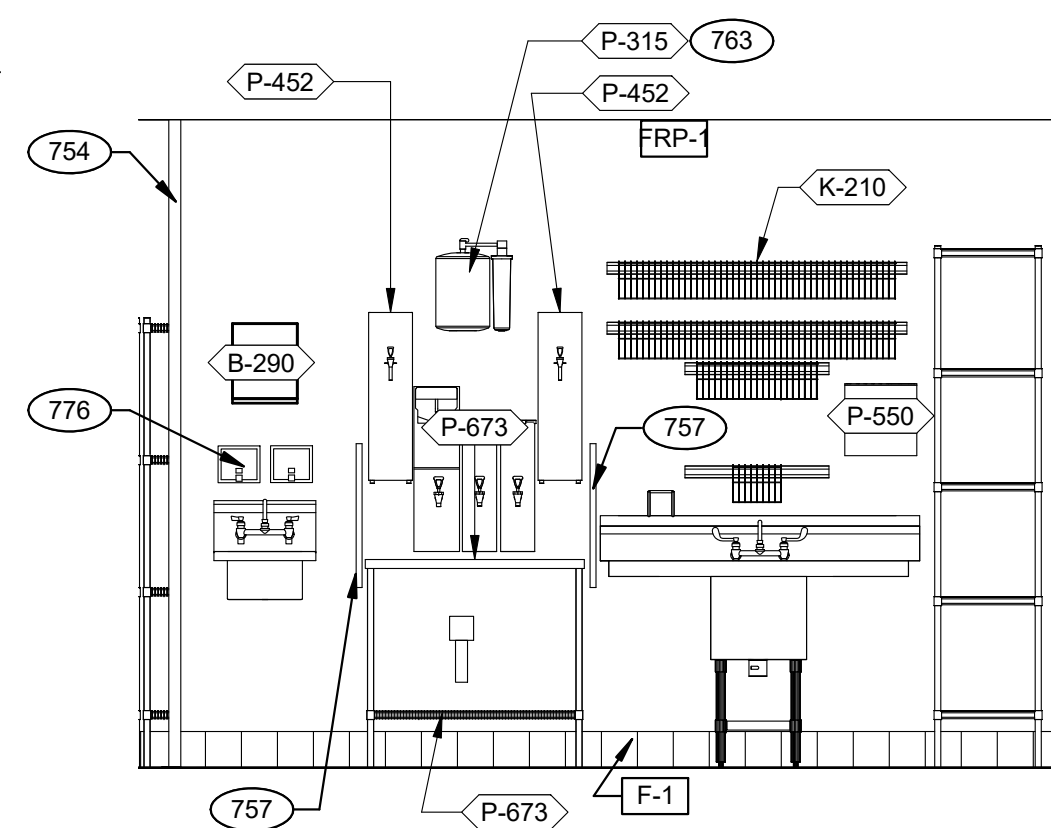


HUB TABLE PENDANT DETAIL $3/8" = 1'-0"$

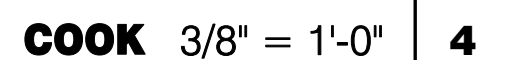
- 1AD PROVIDE TACTILE EXIT SIGN AT EGRESS DOOR PER "TACTILE SIGN" DETAIL ON ADA1.1 WHEN EXISTING IS NOT PROVIDED
- 613 PENDANT LIGHTING.
- 801 FOR ARTWORK DESCRIPTION, REFER TO ARTWORK SCHEDULE ON SHEET A2.0
- 802 28"x40" ART PANELS.
- 803 DIGITAL MENUBOARD BULKHEAD.
- 805 H.C. SIGNAGE.
- 806 PROVIDE CLEAR SILICONE CAULK WHERE ALL FIXED AND BUILT-IN COUNTERS/EQUIPMENT ABUT WALL SURFACES. WHERE GAP BETWEEN COUNTER AND COUNTER SPLASH/EQUIPMENT EXCEEDS 1/4" PROVIDE S.S. CLOSURE ANGLE.
- 807 6"x6"x18" GAUGE STAINLESS STEEL CHASE.
- 808 ELECTRIC PANELS
- 811 BOTTOM OF BEVERAGE AND ICE DISPENSING LEVERS SHALL BE NO HIGHER THAN 42" A.F.F.
- 812 NO SMOKING SIGN.
- 813 OPENING FINISHED WITH FRP FOR SYRUP TUBES. SEE 11/A.6.4 AND SHEET A1.0.
- 815 SS CORNER/END WALL CHANNEL GUARD, FULL HEIGHT.
- 820 ADA EXIT SIGN

KEYNOTES

A

**KITCHEN/DRIVE THRU** 3/8" = 1'-0"

ELEV. WARE WASHING $3/8'' = 1'-0''$



COOK LINE 3/8" = 1'-0"

2

[illegible]

CONTRACT DATE: 03/31/2022
BUILDING TYPE: END. MED 40
PLAN VERSION: SEPT. 2021
BRAND DESIGNER:
SITE NUMBER: 315669
ENTITY NUMBER: 458169
PA/PM:
DRAWN BY.:
JOB NO.: 22204

SPEARS CREEK CHURCH RD
(BY LIBERTY RIDGE DRIVE)
SOUTH CAROLINA 29229



ENDEAVOR 2.0
INTERIOR
ELEVATIONS
KITCHEN

A8.2

PLOT DATE: 5/18/2022 2:23:36 PM

[illegible]

CONTRACT DATE:	03/31/2022
BUILDING TYPE:	END. MED 40
PLAN VERSION:	SEPT. 2021
BRAND DESIGNER:	
SITE NUMBER:	315669
ENTITY NUMBER:	458169
PA/PM:	Approver
DRAWN BY.:	Author
JOB NO.:	22204

ENDEAVOR 2.0
SPEARS CREEK CHURCH RD
(BY LIBERTY RIDGE DRIVE)
SOUTH CAROLINA 29229



ENDEAVOR 2.0 ACCESSIBILITY REQUIREMENTS

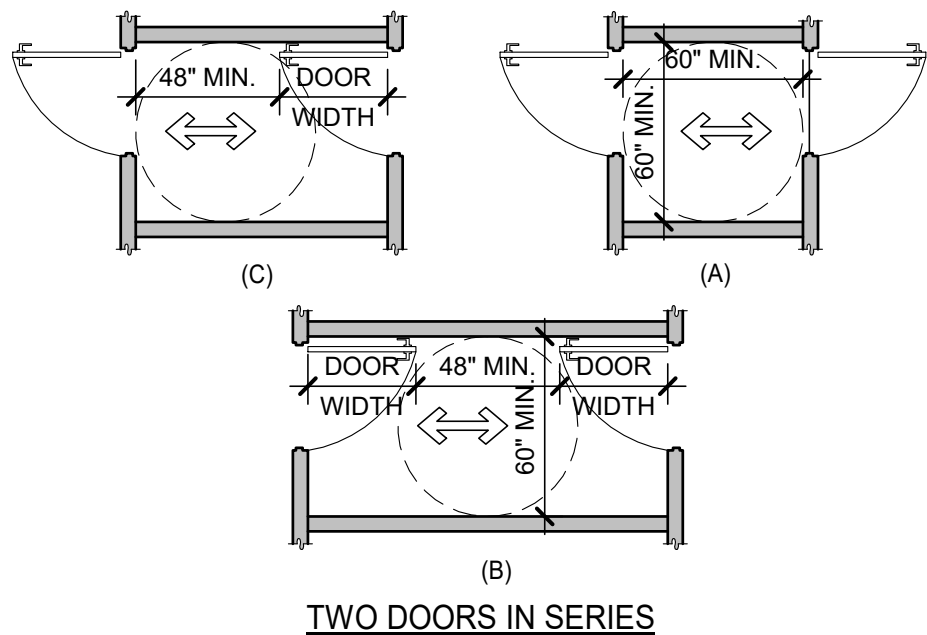
ADA1.2

PLOT DATE: 5/18/2022 2:24:01 PM

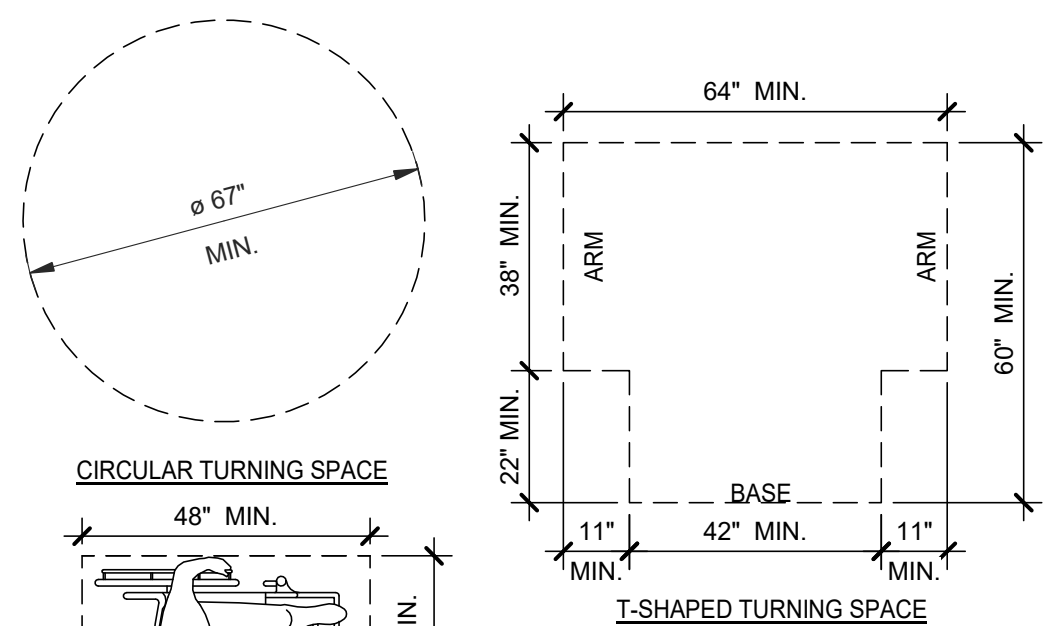
1. "THE ACCESSIBILITY GUIDELINES AND CODES" MENTIONED BELOW REFER TO ALL APPLICABLE LOCAL/STATE BUILDING CODES REFERENCED ON THE PROJECT DATA SHEET OF THIS SET IN ADDITION TO THE FEDERAL REQUIREMENTS OF THE ADA (THE AMERICANS WITH DISABILITIES ACT).
2. DETAILS ON THIS SHEET ARE FOR REFERENCE ONLY. REFER TO THE ACCESSIBILITY GUIDELINES AND CODES FOR ALL ACCESSIBILITY REQUIREMENTS.
3. THE GENERAL CONTRACTOR SHALL BECOME FAMILIAR WITH THE ACCESSIBILITY GUIDELINES AND CODES.
4. ANY DISCREPANCY CONTAINED HEREIN DOES NOT RELIEVE THE GENERAL CONTRACTOR OR OWNER FROM COMPLYING WITH THE ACCESSIBILITY GUIDELINES AND CODES.
5. ADAPT TEAM TO VERIFY LOCAL CODE REQUIREMENTS.

SPACING OF GRAB BARS GRAB BAR NON-CIRCULAR CROSS SECTION

GRAB BARS 3/16" = 1'-0"	5
--------------------------------	----------



DOORS, DOORWAYS & GATES 3/16" = 1'-0" **6**



SIZE OF CLEAR FLOOR SPACE

48" MIN.

30" MIN.

(B) PARALLEL

SIZE AND POSITION OF CLEAR FLOOR SPACE

48" MIN.

30" MIN.

(A) FORWARD

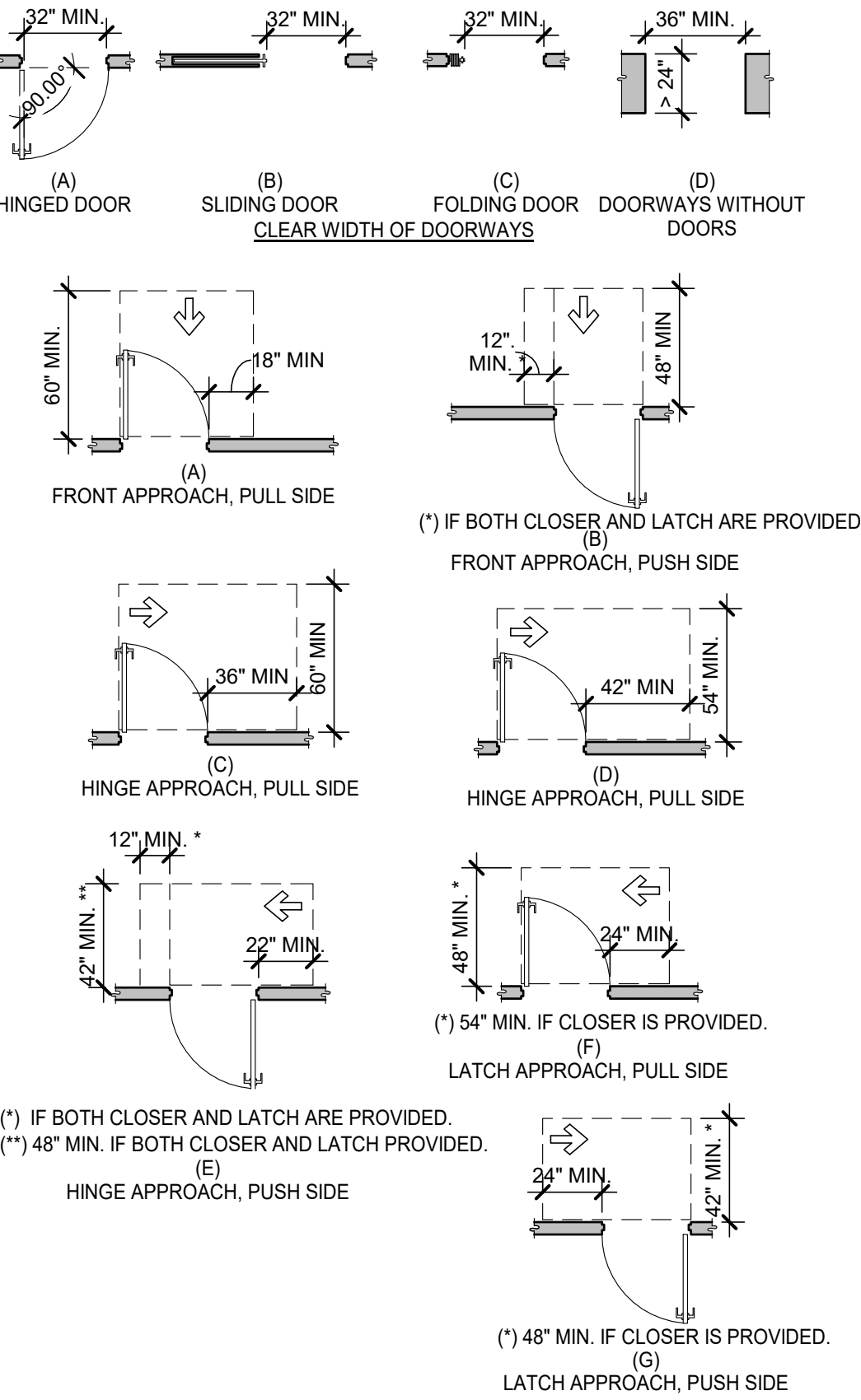
Diagram illustrating maneuvering clearance in an alcove for a parallel approach. The door width is 36" MIN. The alcove depth is $X > 24"$. The maneuvering clearance is 60" MIN.

MANEUVERING CLEARANCE IN AN ALCOVE, PARALLEL APPROACH

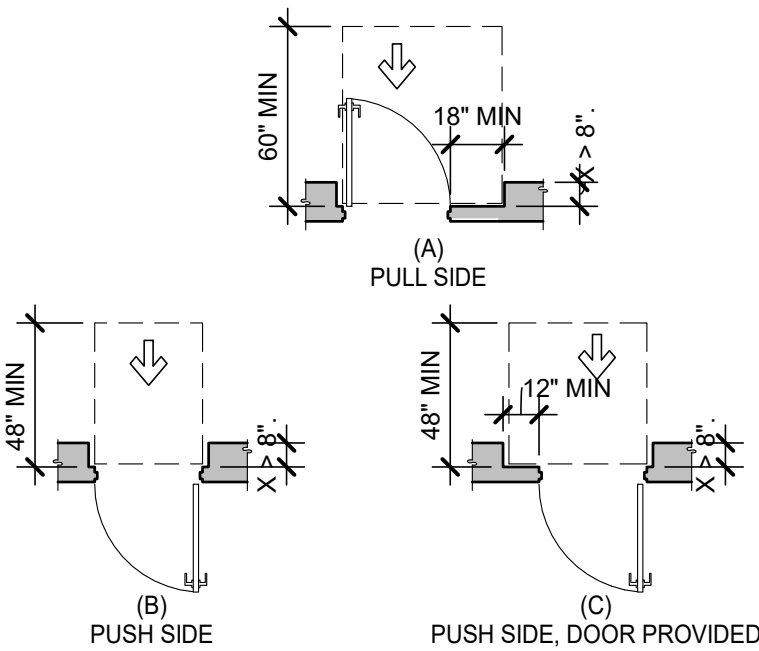
CLEAR FLOOR OR GROUND SPACE	$3/8" = 1'-0"$	8
------------------------------------	----------------	----------

8 WC AND TOILET COMPARTMENTS $3/16'' = 1'-0''$ 4

1. FLOOR OR GROUND SURFACE WITHIN REQUIRED MANEUVERING CLEARANCES SHALL COMPLY WITH FLOOR OR GROUND SURFACES & CHANGES IN LEVEL DETAIL AND SHALL HAVE A SLOPE NOT STEEPER THAN 1:48. CHANGES IN LEVEL ARE NOT PERMITTED AT DOOR LANDINGS.
2. THRESHOLDS AT DOORWAYS SHALL BE 1/2" HIGH MAX. RAISED THRESHOLDS AND CHANGES IN LEVEL AT DOORWAYS SHALL COMPLY WITH FLOOR OR GROUND SURFACES & CHANGES IN LEVEL DETAIL.
3. HANDLES, PULLS, LATCHES, LOCKS AND OTHER OPERABLE PARTS ON DOORS AND GATES SHALL BE OPERABLE WITH ONE HAND AND SHALL NOT REQUIRE TIGHT GRASPING, PINCHING OR TWISTING OR THE WRIST.
4. THE FORCE REQUIRED TO ACTIVATE OPERABLE PARTS SHALL BE 5 LBS (22.5 N) MAX.
5. OPERABLE PARTS OF DOOR HARDWARE SHALL BE 34" MIN. AND 48" MAX. ABOVE THE FINISH FLOOR OR GROUND.
6. WHERE SLIDING DOORS ARE IN THE FULLY OPEN POSITION, OPERATING HARDWARE SHALL BE EXPOSED AND USABLE FROM BOTH SIDES.
7. DOOR AND GATE CLOSERS SHALL BE ADJUSTED SO THAT FROM AN OPEN POSITION OF 90° THE TIME REQUIRED TO MOVE THE DOOR TO A POSITION OF 12° FROM THE LATCH IS 5 SECONDS
8. DOOR AND GATE SPRING HINGES SHALL BE ADJUSTED SO THAT FROM THE OPEN POSITION OF 70° THE DOOR OR GATE SHALL MOVE TO THE CLOSED POSITION IN 1.5 SECONDS MIN.
9. THE FORCE FOR PUSHING OR PULLING OPEN A DOOR OR GATE SHALL AS FOLLOWS:
 - 9.1. INTERIOR HINGED DOORS AND GATES: 5 LBS (22.5 N) MAX.
 - 9.2. SLIDING OR FOLDING DOORS: 5 LBS (22.5 N) MAX.
 - 9.3. REQUIRED FIRE DOOR OR MINOR OPENING DOOR FORCE ALLOWABLE BY THE APPROPRIATE ADMINISTRATIVE AUTHORITY NOT TO EXCEED 15 LBS (66.7N).
 - 9.4. EXTERIOR HINGED DOORS: 5 LBS (22.5 N) MAX.
10. SWINGING DOOR AND GATE SURFACES WITHIN 1' OF THE FINISH FLOOR OR GROUND MEASURED VERTICALLY SHALL HAVE A SMOOTH SURFACE ON THE PUSH SIDE EXTENDING THE FULL WIDTH OF THE DOOR OR GATE. PARTS CREATING HORIZONTAL OR VERTICAL JOINTS IN THESE SURFACE SHALL BE WITHIN 1/16" OF THE SAME PLANE AS THE OTHER AND BE FREE OF PROTRUSIONS.
11. WHERE AUTOMATIC AND POWER-ASSISTED DOORS AND GATES WITHOUT STANDBY POWER ARE PART OF A MEANS OF EGRESS THE CLEAR BREAK OUT OPENING AT SWINGING OR SLIDING DOORS AND GATES SHALL BE 32" MIN. WHEN OPERATED IN EMERGENCY MODE.

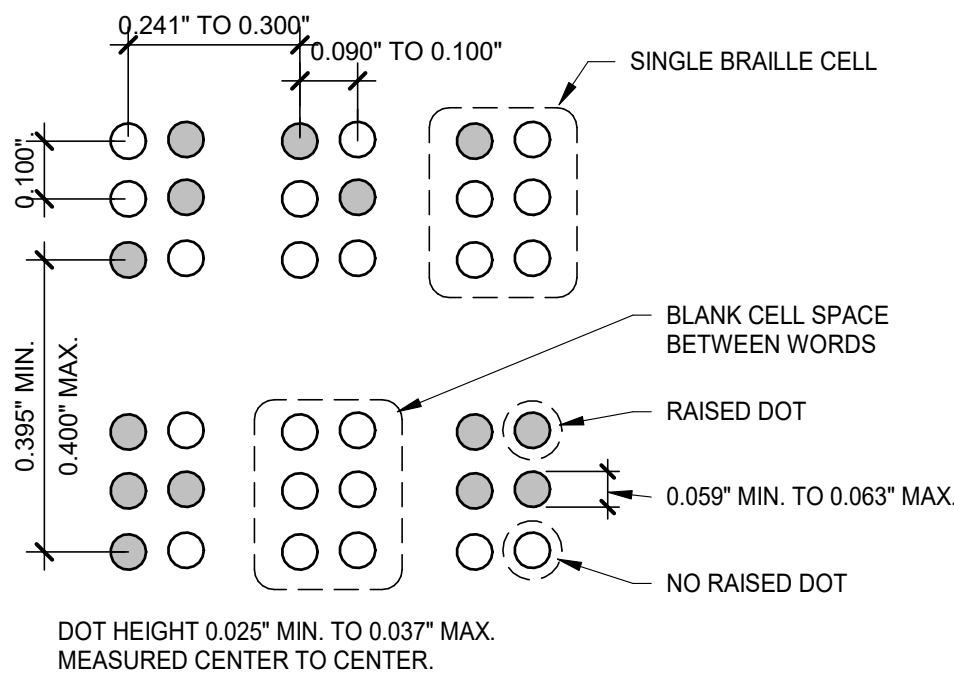


MANEUVERING CLEARANCE AT MANUAL SWINGING DOORS AND GATES



WITH BOTH CLOSER AND LATCH

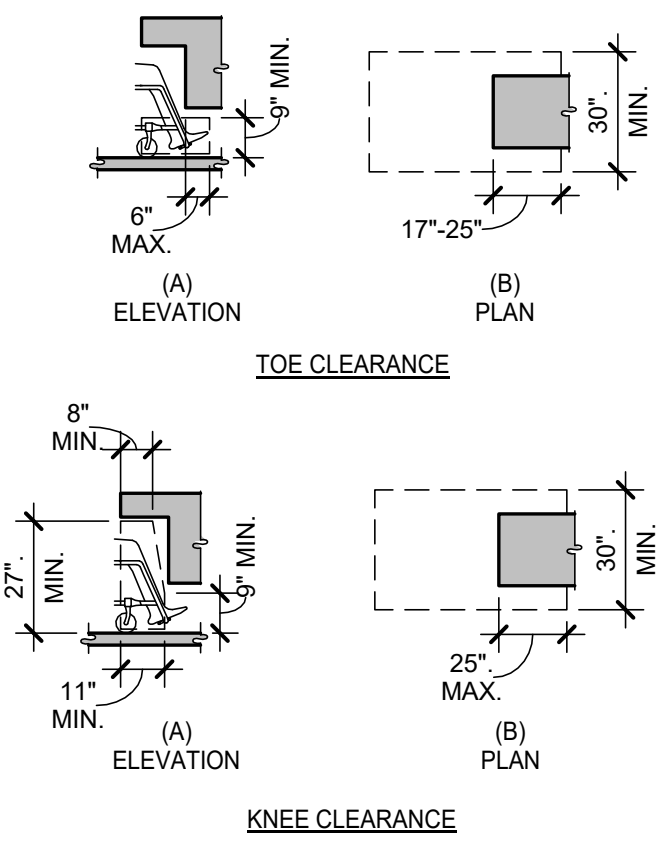
MANEUVERING CLEARANCE AT RECESSED DOORS AND GATES

DOORS, DOORWAYS & GATES 3/16" = 1'-0" **12**

BRaille MEASUREMENT $1/4" = 1'-0"$ **13**

PARKING SPACES	
TOTAL NUMBER OF PARKING SPACES PROVIDED IN PARKING FACILITY	MINIMUM NUMBER OF REQUIRED ACCESSIBLE PARKING SPACES
1 TO 25	1
26 TO 50	2
51 TO 75	3
76 TO 100	4
101 TO 150	5
151 TO 200	6
201 TO 300	7
301 TO 400	8
401 TO 500	9
501 TO 1000	2 PERCENT OF TOTAL
1001 AND OVER	20, PLUS 1 FOR EACH 100, OR FRACTION THEREOF, OVER 1000

PARKING SPACES	6" = 1'-0"	15
-----------------------	------------	-----------

**KNEE AND TOE CLEARANCE** $1/4" = 1'-0"$ **16**

C:\Users\kwood\Documents\22204 Spears Creek C\WoodMR2JV.n4

CAUTION: IF THIS SHEET IS NOT 22"x34" IT IS A REDUCED PRINT